



GYRONET™ TURBO

APPLICATIONS

- Closed and open-air nurseries.
- Intensive field crops.
- Overhead cooling.
- Roof and tunnel cooling and dust cleaning.

BENEFITS AND FEATURES

Higher and better yields

- The GyroNet™ Turbo has a unique design of the sprinkler's rotor water channel, and a special shape of the bridge, that provides very high water distribution uniformity

Saves labor cost and multiple expenses on maintenance

- Higher reliability
The GyroNet™ Turbo is made of a superior raw material composition resistant to chemicals, fertilizers, and sun exposure.
- Guarantees lower maintenance and repair cost.
The GyroNet™ Turbo has an anti-insect mechanism that is opened only during irrigation, and protects the nozzle.

SPECIFICATIONS

- Very robust micro-sprinkler.
- Micro-sprinkler, 5 different flow rates: 200, 250, 300, 400, 500 l/h.
Nominal flow rates at 2.2 bar pressure.
- Maximum recommended working pressure: 3.0 bar.
- Recommended filtration : 200 micron / 80 mesh.
Filtration method is to be selected based on the kind and concentration of the dirt particles existing in the water. Wherever sand exceeding 2 ppm exists in the water, a Hydrocyclone is to be installed before the main filter.
When sand/ silt/ clay solids exceed 100 ppm, pre treatment will be applied according to Netafim™ expert team's instructions.
- Inlet connector:
1/2" threaded male
- The rotor is colored Purple.

PERFORMANCE TABLE

NOZZLE SIZE (MM)	CODE COLOR	WORKING PRESSURE (BAR)	FLOW RATE (L/H)	WETTED DIAMETER* (M)	PRECIPITATION (MM/H)				
					SPACING (M X M)				
					4 x 6	5 x 6	6 x 6	7 x 6	7 x 7
1.89	Yellow	2.0	190	9.5	8.0	6.4	5.3	4.6	3.9
		2.5	213	10.0	9.0	7.2	6.0	5.1	4.4
		3.0	233	10.0	9.8	7.8	6.5	5.6	4.8
2.14	Purple	2.0	244	10.0	10.3	8.2	6.8	5.9	5.0
		2.5	273	10.0	11.5	9.2	7.7	6.6	5.6
		3.0	299	10.0	12.5	10.0	8.3	7.1	6.1
2.31	Green	2.0	287	10.0	12.0	9.6	8.0	6.9	5.9
		2.5	321	11.0	13.5	10.8	9.0	7.7	6.6
		3.0	351	11.0	14.8	11.8	9.8	8.4	7.2
2.67	Blue	2.0	388	12.0	16.5	13.2	11.0	9.4	8.1
		2.5	434	12.0	18.5	14.8	12.3	10.6	9.1
		3.0	475	12.0	20.3	16.2	13.5	11.6	9.9
3.00	Blue	2.0	485	12.0	20.3	16.2	13.5	11.6	9.9
		2.5	543	12.5	22.8	18.2	15.2	13.0	11.1
		3.0	594	12.5	24.8	19.8	16.5	14.1	12.1

* at least 0.5 mm/h

**Performance table prepared under laboratory conditions, sprinkler head 1.0 meter above ground

CU = or > than 92%

CU = or > 88% and < 92%


CU = or > 86% and < 88%

CU < 86%

GYRONET™ TURBO CATALOG NUMBERS

Head only

Catalog number: **64100** - (any of below 6 digits)

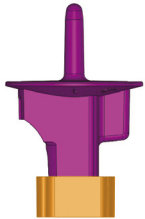
MODEL	1 UNIT	25 UNITS/BAG	100 UNITS/BAG	SPRINKLER ILLUSTRATION
200	002040	002010	002070	
250	003050		003080	
300	004040	004050	004070	
400	004940			
500	006000			

*Missing catalog numbers available upon request

GYRONET™ TURBO COMPONENTS

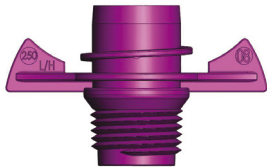
GYRONET™ TURBO UPPER BEARING	
64120-001750	

GYRONET™ TURBO BRIDGE	
64120-002000	

GYRONET™ TURBO SWIVEL + ASSEMBLY SLEEVE	
64120-001575	

GYRONET™ TURBO nozzles



Catalog number : **64120** - (any of below 6 digits)

GYRONET™ TURBO BODY NOZZLE	
200, Yellow	001000
250, Purple	001100
300, Green	001200
400, Blue	001280
500, Brown	001350

PACKAGING DATA

GYRONET™ TURBO	QUANTITY P/BOX UNITS	BOX SIZE (CM X CM X CM)	BOX WEIGHT (KG)	BOXES P/PALLET	TOTAL UNITS P/PALLET	PALLET WEIGHT (KG)
Head only	500	18 x 34 x 79	10.4	20	10000	220
Complete stand (120 cm) w/o stake	75	17 x 26 x 139	9.5	15	1125	153

COMPLEMENTARY PRODUCTS

PRODUCT DESCRIPTION	CATALOG NUMBER	CONNECTOR ILLUSTRATIONS
SOCKET 1/2" FTH - 1/2" FTH	65080-004500	
REDUCER COUPLING 3/4" FTH - 1/2" FTH	65080-004600	

SPRINKLER STANDS

<p>MEGA-RISER 1/2" 0.4 M LENGTH 1/2" MTH - 1/2" FTH</p>  <p>64520-002490</p>	<p>MEGA-SUPPORTING ARM</p>  <p>64520-002485</p>	<p>MEGA-BASE</p>  <p>64520-002480</p>
<p>IMP SPR STAND 9*12 120CM W/OSTK F&S PE</p>  <p>64520-004900</p>	<p>IMP SPR STAND 9*12 120CM W/OSTK F&S FLX</p>  <p>64520-004910</p>	

For additional information on sprinklers stands and assembly instructions please review GyroNet™ Turbo user manual