

The smartest  
sprinkler  
system

# Sprinklers, Micro- Sprinklers & Emitters

March 2024 v3.1

/ Product Catalog





# Contents



## Micro-Sprinklers & Micro-Emitters For Orchards

SuperNet™ LR & LRD.....	9
SuperNet™ MR & MRD.....	15
SuperNet™ SR & SRD.....	21
SuperNet™ SSR.....	27
SuperNet™ UD.....	30
SuperNet™ JET.....	34
SuperNet™ JET 20.....	42
SuperNet™ GS Overlapping.....	44
<b>SuperNet™ Components.....</b>	<b>47</b>
GyroNet™ LR & LRD.....	51
GyroNet™ MR & MRD.....	58
GyroNet™ SR & SRD.....	64
GyroNet™ UD.....	71
GyroNet™ JET.....	74
<b>GyroNet™ Components.....</b>	<b>78</b>
VibroNet™ SD.....	81
<b>Connectors and Stand Assembly for Orchards....</b>	<b>83</b>
Pulsar™ + StripNet™ Head.....	86
Pulsar™ + StripNet™ X.....	89
Pulsar™ + Gyronet™ Head.....	92
StripNet™ Pro.....	96



## Sprinklers For Open Field Crops

GyroNet™ Turbo.....	100
MegaNet™ 15D.....	103
MegaNet™ 24D.....	107
D-Net™ 8550.....	111
D-Net™ 8550 AA.....	115
D-Net™ 8550 F.R.....	118
D-Net™ 0950.....	121
D-Net™ 6550.....	124
LWP 2450.....	127
D-Net™ 9575.....	130
D-Net™ 9575 AA.....	134
HWP 2475.....	137

<b>Sprinkler's Stands for Open Field Crops.....</b>	<b>140</b>
NetaStand™ for PE.....	141
NetaStand™ for FlexNet™.....	143
Vegetable Stand for PE & FlexNet™.....	145
Mega Stand.....	147
<b>Sprinkler Connectors &amp; Accessories.....</b>	<b>149</b>
<b>Sprinkler Kits.....</b>	<b>152</b>
SprinKit™ MegaNet™ 10x10 PE - Kit A.....	153
SprinKit™ D-Net™ 10x13 PE - Kit B.....	155
SprinKit™ MegaNet™ 10x10 FXN - Kit D.....	157



## Micro-Sprinklers & Micro-Emitters For Protected Crops

SpinNet™.....	160
SpinNet™ SD.....	169
VibroNet™.....	178
CoolNet™ Pro.....	183
MistNet™.....	188
<b>CoolNet™ Pro and MistNet™ Components.....</b>	<b>190</b>
<b>Micro-Sprinklers &amp; Micro-Emitters Upside-Down Stands Complementary Accessories for Protected Crops.....</b>	<b>192</b>
Pulsar™ + CoolNet™ Pro Head.....	195
Pulsar™ + VibroNet™ Head.....	197
PC Spray Stakes.....	199
Non PC Spray Stakes.....	201

### Flexible Pipes

FlexNet™ & FlexNet™ HP.....	204
-----------------------------	-----

### Microtubes & Tubes, Complementary Accessories

.....	208
-------	-----

### Tools

.....	211
-------	-----

Products appearing in this catalogue may be covered by one or more of the following US Patent No. 6863226 and other U.S. patents pending or corresponding issued or pending foreign patents. All rights are reserved. You are specifically prohibited and not allowed to reproduce, copy, duplicate, manufacture, supply, sell, hire, distribute or adapt all or any part of this publication including any packaging. Netafim™, are trademarks of Netafim™ Ltd., registered in the U.S. and other countries. We endeavor to provide accurate, quality and detailed information. However we cannot accept liability for your reliance on the provided information and you are advised to independently seek professional advice from Netafim™ and/or its authorized representatives. There is no undertaking by us that the provided information or any part thereof is accurate, complete or up to date. Mention of third-party products is for informational purposes only and constitutes neither an endorsement nor a recommendation. Netafim™ assumes no responsibility with regard to the performance or use of these products. In no event shall Netafim™ be liable for any indirect, incidental, special or consequential damages.







## About Netafim

Netafim, Orbia's Precision Agriculture business, is the world's largest irrigation company and the global leader in precision agriculture solutions committed to fight scarcity of food, water and land, for a sustainable future.

Founded in 1965, Netafim pioneered the drip revolution, creating a paradigm shift toward precision irrigation. Today, specializing in end-to-end solutions from the water source to the root zone, Netafim delivers irrigation and greenhouse projects, as well as landscape and mining solutions supported by engineering, project management and financing services. Netafim is also leading the way in digital farming, integrating real-time monitoring, analysis and automated control into one state-of-the-art system.

With 33 subsidiaries, 19 manufacturing plants, 2 recycling plants and 5000 employees worldwide, Netafim delivers innovative, tailor-made irrigation and fertigation solutions to millions of farmers, allowing smallholders to large-scale agricultural producers, in over 110 countries, to grow more with less™.

See how Netafim's solutions are driving sustainable agriculture and a food secure future at [www.netafim.com](http://www.netafim.com)

## About Orbia

Orbia is a company driven by a shared purpose: to advance life around the world. Orbia operates in the Polymer Solutions (Vestolit and Alphagary), Building and Infrastructure (Wavin), Precision Agriculture (Netafim), Connectivity Solutions (Dura-Line) and Fluorinated Solutions (Koura) sectors.

The five Orbia business groups have a collective focus on expanding access to health and wellness, reinventing the future of cities and homes, ensuring food and water security, connecting communities to information and accelerating a circular economy with basic and advanced materials, specialty products and innovative solutions. Orbia has commercial activities in more than 110 countries and operations in over 50, with global headquarters in Boston, Mexico City, Amsterdam and Tel Aviv.

To learn more, visit: [www.orbia.com](http://www.orbia.com)





# / Netafim™ Sprinklers, Micro-Sprinklers & Emitters

Netafim™ offers a wide range of sprinklers, micro-sprinklers and emitters for various applications. We divide our sprinklers into three main segments: open field, orchards and protected crops. Each segment has different needs and requirements.



**In open field**, the main sprinkler applications are soil preparation, germination, and irrigation of vegetable row crops such as potatoes, carrots, onion, garlic, lettuce, broccoli etc.



**In orchards**, micro-sprinklers and sprinklers are used for several applications, such as under tree irrigation, frost mitigation, heat protection, humidification of orchards and leaves, and dust cleaning.



**In protected crops** such as greenhouses, tunnels, net-houses and open nurseries, micro-sprinklers and micro-emitters are used in upside-down installation for soil preparation, irrigation, germination, cooling, humidification, and rooting.

In order to achieve the highest performance and optimal design in each segment, we must carefully select the right product for the required application. In field applications which requires overlapping between sprinklers, it is important to verify that the applied water is uniformly distributed over the irrigated area.

## Water Distribution Uniformity

There are three indices representing water distribution uniformity: CU, DU and S.C.

- **CU (Christiansen Coefficient)** - the %CU is a measurement of uniformity, expressed as the average rate (%) of deviation from the overall average application.
- **DU (Distribution Uniformity)** - the %DU is a measurement of uniformity, based on comparison of the driest 25% of the surveyed area with the overall average net application.
- **SC (5%) (Scheduling Coefficient)** is a run-time multiplier. It is the amount of time one needs to over-irrigate to achieve the average application rate of the entire area in the driest 5% part of the irrigated area.

Notes: The higher the CU and DU (100%), the higher the water distribution uniformity. The lower the SC (1.0) the higher the water distribution uniformity | Several factors influence water distribution uniformity: sprinkler type, sprinkler flow rate, inlet pressure, sprinkler height above surface, sprinkle position (upright / upside-down) and installation distance between sprinklers | To calculate CU/DU/SC for each case, link to the NetSpeX™ app.










# Micro-Sprinklers & Micro-Emitters



For Orchards





# SuperNet™ LR & LRD

## LONG RANGE & LONG RANGE WITH DEFLECTOR

Irrigation of tree plantations with large root volumes.



Pressure compensated



Reduces maintenance



Higher reliability & longevity

Applications



Under tree irrigation as single head



Orchards frost mitigation



Orchards cooling

## / Benefits & Features

→ Ensures higher crop uniformity

Thanks to a unique design of pressure compensation mechanism and special design of the sprinkler swivel and water channel

→ Achieves optimal results in a varied topography area

With a unique pressure compensated mechanism, the SuperNet™ LR & LRD ensures uniform water and nutrient distribution around the tree, regardless of sprinkler's inlet pressures (within pressure range)

→ Reduced maintenance and higher reliability & longevity

The water passage area is 30% larger (depending on the flow rate) than industry standard eliminates clogging issues

Anti-ant mechanism preventing insect penetration into the area of the micro sprinkler nozzle

Special row materials made the SuperNet resistant to all agrochemicals & weather conditions

# Specifications & Recommendations

- ✓ LR is a dynamic swivel irrigating a Long Range area as single head
- ✓ LRD = Long Range with Deflector.  
The stream deflector concentrates all the water in the area close to the young tree, and it can be broken, allowing for extended irrigation diameter
- ✓ 9 different flow rates: 20, 30, 35, 40, 50, 58, 70, 90, 110l/h. (Flow rates within pressure range)
- ✓ Pressure range: 1.5-4.0bar
- ✓ 5 types of inlet connectors: Barb, Self-tapping, Press fit, 3/8", 1/2" male threaded
- ✓ 3 types of upper bearing:
  - Standard = STUB - for normal water
  - Everspin™ = ESUB - for harsh conditions
  - Spring = SPUB, for upside-down installation
- ✓ LR swivel colored Purple for flows 20-40, and Black for 50-110
- ✓ The regulation chamber is color coded for easy identification of the flow rate
- ✓ Conformity with ISO 8026 standards (SI 1406)
- ✓ Recommended filtration\*: 200mic./80mesh

\*Note: Filtration method shall be selected based on the type and concentration of the dirt particles contained in the water. Wherever sand exceeding 2ppm exists in the water, a Hydrocyclone shall be installed before the main filter. Wherever sand/ silt/ clay solids exceed 100ppm, pre-treatment shall be applied according to Netafim™ instructions

## → Technical Data

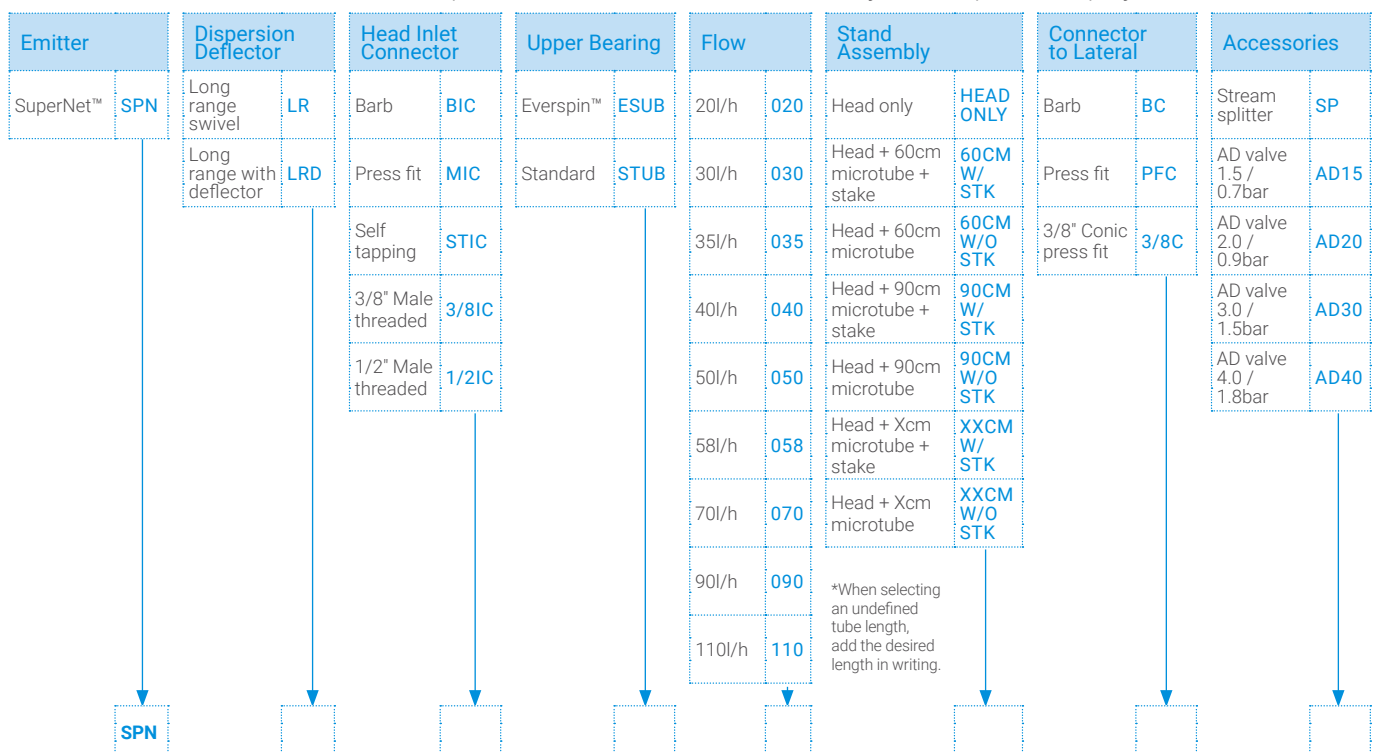
Model	Flow Rate (l/h)*	Regulation Chamber Code Color	Nozzle Size (mm)	Working Pressure Range (bar)	Constant K	Exponent* X	Wetted Diameter (m)		Swivel (Rotor) Code Color
							LR Model 20cm Above Ground	LRD Model 20cm Above Ground	
020	20	Dark pink	0.89	1.5 - 4.0	20	0	4.5	1.5	Dark pink
030	30	Brown	1.14	1.5 - 4.0	30	0	6.0	1.5	
035	35	Light blue	1.20	1.5 - 4.0	35	0	6.0	1.5	
040	40	Blue	1.28	1.5 - 4.0	40	0	6.0	1.5	
050	50	Green	1.43	1.5 - 4.0	50	0	7.0	1.5	Black
058	58	Grey	1.55	1.5 - 4.0	58	0	7.0	1.5	
070	70	Black	1.73	1.5 - 4.0	70	0	7.0	2.0	
090	90	Orange	1.74	1.5 - 4.0	90	0	7.0	2.0	
110	110	Red	1.70	2.0 - 4.0	110	0	8.0	2.0	

\* Within working pressure range

## → Ordering Information

Flowchart to determine the desired product definition

**How to use:** To determine the desired product definition select one of every set of options displayed on the chart.





→ Packaging Data

SuperNet™ LR & LRD	Qty. P/Box Units	Box Size (cm x cm x cm)	Box Weight (kg)	Boxes P/Pallet	Total Units P/Pallet	Pallet Weight (kg)
Head only	500	28 x 28 x 57	10.1	32	16000	335
Complete stand, 60cm micro tube length, w/stake	100	18 x 34 x 79	8.3	20	2000	178
Complete stand, 60cm micro tube length, w/o stake	200	18 x 34 x 79	7.5	20	4000	162
Complete stand, 90cm micro tube length, w/stake	100	28 x 27 x 113	7.1	16	1600	124
Complete stand, 90cm micro tube length, w/o stake	200	28 x 27 x 113	6.7	16	3200	117

→ SuperNet™ LR Head Only With Standard Upper Bearing

Model & Regulation Chamber Color	Swivel Color	BIC	STIC	MIC	3/8IC	1/2IC
020 / Dark pink	Dark pink	63500-001000	63500-053350	63500-113000	63500-105350	63500-108850
030 / Brown		63500-002300	63500-054650	63500-113600	63500-105450	63500-108950
035 / Light blue		63500-002270	63500-055720	63500-114200	63500-105420	63500-108920
040 / Blue		63500-003600	63500-055950	63500-114800	63500-105550	63500-109050
050 / Green	Black	63500-004900	63500-057250	63500-115500	63500-105650	63500-109150
058 / Grey		63500-006200	63500-058550	63500-116100	63500-105750	63500-109254
070 / Black		63500-007500	63500-059850	63500-116700	63500-105850	63500-109350
090 / Orange		63500-008800	63500-061150	63500-117300	63500-105950	63500-109450
110 / Red		63500-010100	63500-062450	63500-117900	63500-106050	63500-109550

- Background color defines the code color of the respective swivel

→ SuperNet™ LR Head Only With Everspin™ Upper Bearing

Model & Regulation Chamber Color	Swivel Color	BIC	STIC	MIC	3/8IC	1/2IC
020 / Dark pink	Dark pink	63500-053355	63500-053360	63500-113010		
030 / Brown		63500-002310	63500-054660	63500-113695		
035 / Light blue			63500-063730	63500-114220		
040 / Blue			63500-055960	63500-114810		
050 / Green	Black		63500-057260	63500-115620	63500-105740	
058 / Grey			63500-058560	63500-113605	63500-105755	63500-109252
070 / Black			63500-059860	63500-116710	63500-105870	
090 / Orange			63500-061160	63500-117405	63500-105960	
110 / Red						

- Background color defines the code color of the respective swivel



→ SuperNet™ LR Assembly Stands With Stake

**How to use:** Replace X with: inlet connector type / Y with: flow rate / Z with: microtube length

**BC** = Barb connector to lateral / **PFC** = Press fit to lateral

	Flow Rate (l/h)	60cm			90cm		
		STIC	MIC	BIC	STIC	MIC	BIC
<b>BC</b> Code Master SPN LR <u>X</u> STUB <u>Y</u> L/H Z CM W/STK BC  Example SPN LR <b>STIC</b> STUB <b>020</b> L/H <b>60</b> CM W/STK BC	20						
	30			63500-002700			63500-003100
	35	63500-055735		63500-003552			
	40	63500-056350		63500-004000			63500-004400
	50			63500-005300			63500-005700
	58			63500-006600			63500-007000
	70	63500-060250	63500-116711	63500-007900			63500-008300
	90	63500-061550					63500-009655
	110			63500-010500			63500-010955
<b>PFC</b> Code Master SPN LR <u>X</u> STUB <u>Y</u> L/H Z CM W/STK PFC  Example SPN LR <b>MIC</b> STUB <b>020</b> L/H <b>30</b> CM W/STK PFC	20						
	30			63500-000017			
	35			63500-003551			
	40	63500-056060					
	50			63500-005200			63500-005600
	58			63500-006500			
	70	63500-060200		63500-007800			
	90			63500-009100			
	110			63500-010400			



→ SuperNet™ LR Assembly Stands Without Stake

**How to use:** Replace X with: inlet connector type / Y with: flow rate / Z with: microtube length

**BC** = Barb connector to lateral / **PFC** = Press fit to lateral

	Flow Rate (l/h)	60cm			90cm		
		STIC	MIC	BIC	STIC	MIC	BIC
<b>BC</b> Code Master SPN LR <u>X</u> STUB <u>Y</u> L/H <u>Z</u> CM W/O STK BC  Example SPN LR <b>STIC</b> STUB <b>020</b> L/H <b>60</b> CM W/O STK BC	20	63500-053550		63500-001200			63500-001600
	30	63500-054850		63500-002500			63500-003160
	35	63500-055725					63500-003555
	40	63500-056150	63500-114820	63500-003800			63500-004200
	50	63500-057450		63500-005100			63500-005702
	58	63500-058750					
	70	63500-060050		63500-007700			63500-008100
	90	63500-000005	63500-117330	63500-009000			
	110	63500-062650		63500-000031			63500-010700
<b>PFC</b> Code Master SPN LR <u>X</u> STUB <u>Y</u> L/H <u>Z</u> CM W/O STK PFC  Example SPN LR <b>MIC</b> STUB <b>020</b> L/H <b>30</b> CM W/O STK PFC	20	63500-053450					
	30	63500-054750					
	35	63500-055730					
	40	63500-056050		63500-003700			
	50	63500-057350					
	58	63500-058760					
	70	63500-059950					
	90	63500-061250					63500-009300
	110	63500-062540					

- Missing catalog numbers available upon request

- Other stand combinations can be ordered based on the attached flowchart which can help determine the desired product requirement.



→ SuperNet™ LRD Head Only with Standard Upper Bearing

Model & Regulation Chamber Color	Swivel Color	BIC	STIC	MIC	3/8IC	1/2IC
020 / Dark pink	Dark pink	63500-011360	63500-063710	63500-113100	63500-106150	63500-109650
030 / Brown		63500-013050	63500-065050	63500-113700	63500-106200	63500-109700
035 / Light blue		63500-014205	63500-063750	63500-114300	63500-106230	63500-109730
040 / Blue		63500-014350	63500-066350	63500-114900	63500-106250	63500-109750
050 / Green	Black	63500-015650	63500-067650	63500-115600	63500-106300	63500-109800
058 / Grey		63500-016950	63500-068950	63500-116200	63500-106350	63500-109850
070 / Black		63500-018250	63500-070250	63500-116800	63500-106400	63500-109900
090 / Orange		63500-019550	63500-071550	63500-117400	63500-106450	63500-109950
110 / Red		63500-020850	63500-072850	63500-118000	63500-106500	63500-110000

- Background color defines the code color of the respective swivel

→ SuperNet™ LRD Head Only with Everspin™ Upper Bearing

Model & Regulation Chamber Color	Swivel Color	BIC	STIC	MIC	3/8IC	1/2IC
020 / Dark pink	Dark pink	63500-001010	63500-063712	63500-113110	63500-106155	
030 / Brown			63500-065055	63500-113710		
035 / Light blue			63500-063752	63500-114310	63500-106235	
040 / Blue			63500-066360	63500-114910		
050 / Green	Black		63500-067660	63500-115610	63500-107662	
058 / Grey			63500-065060	63500-116203		
070 / Black			63500-070260	63500-116805		
090 / Orange			63500-071560	63500-117410		
110 / Red				63500-118010		

- Background color defines the code color of the respective swivel



→ SuperNet™ LRD Assembly Stands With Stake

How to use: Replace **X** with: inlet connector type / **Y** with: flow rate / **Z** with: microtube length

BC = Barb connector to lateral / PFC = Press fit to lateral

	Flow Rate (l/h)	60cm			90cm		
		STIC	MIC	BIC	STIC	MIC	BIC
<b>BC</b> Code Master SPN LRD <b>X</b> STUB <b>Y</b> L/H <b>Z</b> CM W/STK BC  Example SPN LRD <b>STIC</b> STUB <b>020</b> L/H <b>60</b> CM W/STK BC	20		63500-113170		63500-200300		63500-012550
	30		63500-113770				63500-013850
	35		63500-114370	63500-014201			
	40		63500-114970	63500-014750			63500-015150
	50		63500-115670				63500-016450
	58		63500-116270		63500-069750		
	70	63500-070650	63500-116760	63500-018650	63500-071050		63500-019050
	90		63500-117470	63500-019950	63500-072350		63500-020350
	110	63500-073250	63500-118070	63500-020855			63500-021650
<b>PFC</b> Code Master SPN LRD <b>X</b> STUB <b>Y</b> L/H <b>Z</b> CM W/STK PFC  Example SPN LRD <b>MIC</b> STUB <b>020</b> L/H <b>30</b> CM W/STK PFC	20						
	30						
	35						
	40						63500-015240
	50						63500-016460
	58						
	70						63500-019150
	90						63500-020250
	110						63500-021750



→ SuperNet™ LRD Assembly Stands Without Stake

How to use: Replace **X** with: inlet connector type / **Y** with: flow rate / **Z** with: microtube length

BC = Barb connector to lateral / PFC = Press fit to lateral

	Flow Rate (l/h)	60cm			90cm		
		STIC	MIC	BIC	STIC	MIC	BIC
<b>BC</b> Code Master SPN LRD <b>X</b> STUB <b>Y</b> L/H <b>Z</b> CM W/O STK BC  Example SPN LRD <b>STIC</b> STUB <b>020</b> L/H <b>60</b> CM W/O STK BC	20	63500-053560	63500-113150				63500-012350
	30	63500-065250	63500-113750	63500-013560			
	35	63500-065280	63500-114350				
	40		63500-114950				
	50		63500-115650	63500-015850			63500-016250
	58		63500-116250				63500-027552
	70		63500-116850				63500-018850
	90	63500-071565	63500-117450				63500-020352
	110		63500-118050		63500-073450		63500-020870
<b>PFC</b> Code Master SPN LRD <b>X</b> STUB <b>Y</b> L/H <b>Z</b> CM W/O STK PFC  Example SPN LRD <b>MIC</b> STUB <b>020</b> L/H <b>30</b> CM W/O STK PFC	20						
	30						63500-013550
	35						
	40						63500-015060
	50						63500-016270
	58						
	70						63500-018870
	90					63500-117500	
	110						63500-020860

- Missing catalog numbers available upon request

- Other stand combinations can be ordered based on the attached flowchart which can help determine the desired product requirement.

# SuperNet™ MR & MRD

## MIDDLE RANGE & MIDDLE RANGE WITH DEFLECTOR

Irrigation of tree plantations with  
mid-size root volumes.



Pressure  
compensated



Reduces  
maintenance



Higher reliability  
& longevity

Applications



Under tree  
irrigation as  
single head



Orchards  
frost  
mitigation



Orchards  
cooling

## / Benefits & Features

→ Ensures  
higher crop  
uniformity

Thanks to a unique design of pressure compensation mechanism and special design of the sprinkler swivel and water channel

→ Achieves  
optimal  
results  
in a varied  
topography  
area

With a unique pressure compensated mechanism, the SuperNet™ MR & MRD ensures uniform water and nutrient distribution around the tree, regardless of sprinkler's inlet pressures (within pressure range)

→ Reduced  
maintenance  
and higher  
reliability &  
longevity

The water passage area is 30% larger (depending on the flow rate) than industry standard eliminates clogging issues

Anti-ant mechanism preventing insect penetration into the area of the micro sprinkler nozzle

Special row materials made the SuperNet™ resistant to all agrochemicals & weather conditions



# Specifications & Recommendations

- ✓ MR is a dynamic swivel irrigating a Middle Range area as single head
- ✓ MRD, Middle Range with Deflector. The stream deflector concentrates all the water in the area close to the young tree, and it can be broken, allowing for extended irrigation diameter.
- ✓ 7 different flow rates: 20, 30, 35, 40, 50, 58, 70l/h. Flow rates within pressure range
- ✓ Pressure range: 1.5-4.0bar
- ✓ 5 types of inlet connectors: Barb, Self-tapping, Press fit, 3/8", 1/2" male threaded
- ✓ 4 types of upper bearing:
  - Standard = STUB - for normal water
  - Everspin™ = ESUB - for harsh conditions
  - Spring = SPUB, for upside-down installation
  - Everspin+Spring = SPES
- ✓ MR swivel color for all flow rates is Brown
- ✓ The regulation chamber is color coded for easy identification of the flow rate
- ✓ Conformity with ISO 8026 standards (SI 1406)
- ✓ Recommended filtration\*: 200mic. / 80 mesh

\*Note: Filtration method shall be selected based on the type and concentration of the dirt particles contained in the water. Wherever sand exceeding 2ppm exists in the water, a Hydrocyclone shall be installed before the main filter. Wherever sand/ silt/ clay solids exceed 100ppm, pre-treatment shall be applied according to Netafim™ instructions

## → Technical Data

Model	Flow Rate (l/h)*	Regulation Chamber Code Color	Nozzle Size (mm)	Working Pressure Range (bar)	Constant K	Exponent* X	Wetted Diameter (m)		Swivel (Rotor) Code Color
							MR Model 25cm Above Ground	MRD Model 25cm Above Ground	
020	20	Dark pink	0.89	1.5-4.0	20	0	4.5	2.5	Brown
030	30	Brown	1.14	1.5-4.0	30	0	4.5	2.5	
035	35	Light blue	1.20	1.5-4.0	35	0	4.5	2.5	
040	40	Blue	1.28	1.5-4.0	40	0	5.0	2.5	
050	50	Green	1.43	1.5-4.0	50	0	5.0	2.5	
058	58	Grey	1.55	1.5-4.0	58	0	6.0	3.0	
070	70	Black	1.73	1.5-4.0	70	0	6.0	3.0	

\* Within working pressure range

## → Ordering Information

Flowchart to determine the desired product definition

**How to use:** To determine the desired product definition select one of every set of options displayed on the chart.

Emitter		Dispersion Deflector		Head Inlet Connector		Upper Bearing		Flow		Stand Assembly		Connector To Lateral		Accessories	
SuperNet™	SPN	Middle range swivel	MR	Barb	BIC	Everspin™	ESUB	20l/h	020	Head only	HEAD ONLY	Barb	BC	Stream splitter	SP
		Middle range with deflector	MRD	Press fit	MIC	spring	SPUB	30l/h	030	Head + 60cm microtube + stake	60CM W/ STK	Press fit	PFC	AD valve 1.5/ 0.7bar	AD15
				Self tapping	STIC	Standard	STUB	35l/h	035	Head + 60cm microtube	60CM W/O STK	3/8" Conic press fit	3/8C	AD valve 2.0/ 0.9bar	AD20
				3/8" Male threaded	3/8IC	Spring Everspin™	SPES	40l/h	040	Head + 90cm microtube + stake	90CM W/ STK			AD valve 3.0/ 1.5bar	AD30
				1/2" Male threaded	1/2IC			50l/h	050	Head + 90cm microtube	90CM W/O STK			AD valve 4.0/ 1.8bar	AD40
								58l/h	058	Head + Xcm microtube + stake	XXCM W/ STK				
								70l/h	070	Head + Xcm microtube	XXCM W/O STK				

\*When selecting an undefined tube length, add the desired length in writing.

→ Packaging Data

SuperNet™ MR & MRD	Qty. P/Box Units	Box Size (cm x cm x cm)	Box Weight (kg)	Boxes P/Pallet	Total Units P/Pallet	Pallet Weight (kg)
Head only	500	28 x 28 x 57	10.1	32	16000	335
Complete stand, 60cm micro tube length, w/stake	100	18 x 34 x 79	8.3	20	2000	178
Complete stand, 60cm micro tube length, w/o stake	200	18 x 34 x 79	7.5	20	4000	162
Complete stand, 90cm micro tube length, w/stake	100	28 x 27 x 113	7.1	16	1600	124
Complete stand, 90cm micro tube length, w/o stake	200	28 x 27 x 113	6.7	16	3200	117

→ SuperNet™ MR Head Only With Standard Upper Bearing

Model & Regulation Chamber Color	Swivel Color	BIC	STIC	MIC
020 / Dark pink	Dark pink	63500-200480		63500-200630
030 / Brown				63500-200631
035 / Light blue				63500-200632
040 / Blue				63500-200633
050 / Green	Black			63500-200634
058 / Grey				63500-200635
070 / Black				63500-200636
090 / Orange				
110 / Red				

- Background color defines the code color of the respective swivel

→ SuperNet™ MR Head Only With Everspin™ Upper Bearing

Model & Regulation Chamber Color	Swivel Color	BIC	STIC	MIC
020 / Dark pink	Dark pink		63500-200490	
030 / Brown			63500-200500	
035 / Light blue			63500-200501	
040 / Blue			63500-200502	
050 / Green	Black		63500-200503	
058 / Grey			63500-200504	
070 / Black			63500-200505	
090 / Orange				
110 / Red				

- Background color defines the code color of the respective swivel

→ SuperNet™ MR Head Only With Spring Upper Bearing

Model & Regulation Chamber Color	Swivel Color	BIC	STIC	MIC
020 / Dark pink	Dark pink	63500-000046	63500-000006	
030 / Brown				
035 / Light blue				
040 / Blue				
050 / Green	Black			
058 / Grey				
070 / Black				
090 / Orange				
110 / Red				

- Background color defines the code color of the respective swivel



→ SuperNet™ MR Assembly Stands With Stake

**How to use:** Replace **X** with: inlet connector type / **Y** with: flow rate / **Z** with: microtube length

**BC** = Barb connector to lateral / **PFC** = Press fit to lateral

	Flow Rate (l/h)	60cm			90cm		
		STIC	MIC	BIC	STIC	MIC	BIC
<b>BC</b>	20						
	30						
	35						
	40						
	50						
	58						
	70						
	90						
	110						
<b>PFC</b>	20						
	30						
	35						
	40						
	50						
	58						
	70						
	90						
	110						



→ SuperNet™ MR Assembly Stands Without Stake

**How to use:** Replace **X** with: inlet connector type / **Y** with: flow rate / **Z** with: microtube length

**BC** = Barb connector to lateral / **PFC** = Press fit to lateral

	Flow Rate (l/h)	60cm			90cm		
		STIC	MIC	BIC	STIC	MIC	BIC
<b>BC</b>	20						
	30						
	35						
	40						
	50						
	58						
	70						
	90						
	110						
<b>PFC</b>	20						
	30						
	35						
	40						
	50						
	58						
	70						
	90						
	110						

- Missing catalog numbers available upon request

- Other stand combinations can be ordered based on the attached flowchart which can help determine the desired product requirement.



→ SuperNet™ MRD Head Only With Standard Upper Bearing

Model & Regulation Chamber Color	Swivel Color	BIC	STIC	MIC
020 / Dark pink	Dark pink		63500-200768	63500-200611
030 / Brown				63500-200612
035 / Light blue				63500-200613
040 / Blue			63500-200770	63500-200610
050 / Green	Black			63500-200614
058 / Grey				63500-200615
070 / Black				63500-200620
090 / Orange				
110 / Red				

- Background color defines the code color of the respective swivel

→ SuperNet™ MRD Head Only With Everspin™ Upper Bearing

Model & Regulation Chamber Color	Swivel Color	BIC	STIC	MIC
020 / Dark pink	Dark pink		63500-200599	
030 / Brown			63500-200600	63500-000058
035 / Light blue			63500-200601	
040 / Blue			63500-200602	
050 / Green	Black		63500-200603	
058 / Grey			63500-200604	
070 / Black			63500-200605	
090 / Orange				
110 / Red				

- Background color defines the code color of the respective swivel

→ SuperNet™ MRD Head Only With Spring Upper Bearing

Model & Regulation Chamber Color	Swivel Color	BIC	STIC	MIC
020 / Dark pink	Dark pink			
030 / Brown				
035 / Light blue				
040 / Blue				
050 / Green	Black			
058 / Grey				
070 / Black				
090 / Orange				
110 / Red				

- Background color defines the code color of the respective swivel



→ SuperNet™ MRD Assembly Stands With Stake

How to use: Replace **X** with: inlet connector type / **Y** with: flow rate / **Z** with: microtube length

BC = Barb connector to lateral / PFC = Press fit to lateral

	Flow Rate (l/h)	60cm			90cm		
		STIC	MIC	BIC	STIC	MIC	BIC
<b>BC</b> Code Master SPN MRD <b>X</b> STUB <b>Y</b> L/H <b>Z</b> CM W/STK BC  Example SPN MRD <b>STIC</b> STUB <b>020</b> L/H <b>60</b> CM W/STK BC	20		63500-200750				
	30						
	35						
	40	63500-200760					
	50						
	58						
	70						
	90						
	110						
<b>PFC</b> Code Master SPN MRD <b>X</b> STUB <b>Y</b> L/H <b>Z</b> CM W/STK PFC  Example SPN MRD <b>MIC</b> STUB <b>020</b> L/H <b>30</b> CM W/STK PFC	20						
	30						
	35						
	40						
	50						
	58						
	70						
	90						
	110						



→ SuperNet™ MRD Assembly Stands Without Stake

How to use: Replace **X** with: inlet connector type / **Y** with: flow rate / **Z** with: microtube length

BC = Barb connector to lateral / PFC = Press fit to lateral

	Flow Rate (l/h)	60cm			90cm		
		STIC	MIC	BIC	STIC	MIC	BIC
<b>BC</b> Code Master SPN MRD <b>X</b> STUB <b>Y</b> L/H <b>Z</b> CM W/O STK BC  Example SPN MRD <b>STIC</b> STUB <b>020</b> L/H <b>60</b> CM W/O STK BC	20				63500-000039		
	30						
	35						
	40						
	50						
	58						
	70						
	90						
	110						
<b>PFC</b> Code Master SPN MRD <b>X</b> STUB <b>Y</b> L/H <b>Z</b> CM W/O STK PFC  Example SPN MRD <b>MIC</b> STUB <b>020</b> L/H <b>30</b> CM W/O STK PFC	20						
	30						
	35						
	40						
	50						
	58						
	70						
	90						
	110						

- Missing catalog numbers available upon request

- Other stand combinations can be ordered based on the attached flowchart which can help determine the desired product requirement.

# SuperNet™ SR & SRD

## SHORT RANGE & SHORT RANGE WITH DEFLECTOR

Irrigation of tree plantations, and orchards where ground is shaded by the foliage, leaving dry strips between the rows.



Pressure compensated



Reduces maintenance



Higher reliability & longevity

Applications



Under tree irrigation as single head



Orchards frost mitigation



Orchards cooling

## / Benefits & Features

→ Ensures higher crop uniformity

Thanks to a unique design of pressure compensation mechanism and special design of the sprinkler swivel and water channel

→ Achieves optimal results in a varied topography area

With a unique pressure compensated mechanism, the SuperNet™ SR & SRD ensures uniform water and nutrient distribution around the tree, regardless of sprinkler's inlet pressures (within pressure range)

→ Reduced maintenance and higher reliability & longevity

The water passage area is 30% larger (depending on the flow rate) than industry standard eliminates clogging issues

Anti-ant mechanism preventing insect penetration into the area of the micro sprinkler nozzle

Special row materials made the SuperNet™ resistant to all agrochemicals & weather conditions



# Specifications & Recommendations

- ✓ SR is a dynamic swivel irrigating a Short Range area as single head
- ✓ SRD, Short Range with Deflector. The stream deflector concentrates all the water in the area close to the young tree, and it can be broken, allowing for extended irrigation diameter
- ✓ 9 different flow rates: 20, 30, 35, 40, 50, 58, 70, 90, 110l/h. Flow rates within Pressure range
- ✓ Pressure range: 1.5-4.0bar
- ✓ 5 types of inlet connectors: Barb, Self-tapping, Press fit, 3/8", 1/2" male threaded
- ✓ 4 types of upper bearing:
  - Standard = STUB - for normal water
  - Everspin™ = ESUB - for harsh conditions
  - Spring = SPUB, for upside-down installation
  - Everspin+Spring = SPES
- ✓ SR swivel color for all flow rates is Blue
- ✓ The regulation chamber is color coded for easy identification of the flow rate
- ✓ Conformity with ISO8026 standards (SI 1406)
- ✓ Recommended filtration\*: 200mic./80mesh

\*Note: Filtration method shall be selected based on the type and concentration of the dirt particles contained in the water. Wherever sand exceeding 2ppm exists in the water, a Hydrocyclone shall be installed before the main filter. Wherever sand/ silt/ clay solids exceed 100ppm, pre-treatment shall be applied according to Netafim™ instructions

## → Technical Data

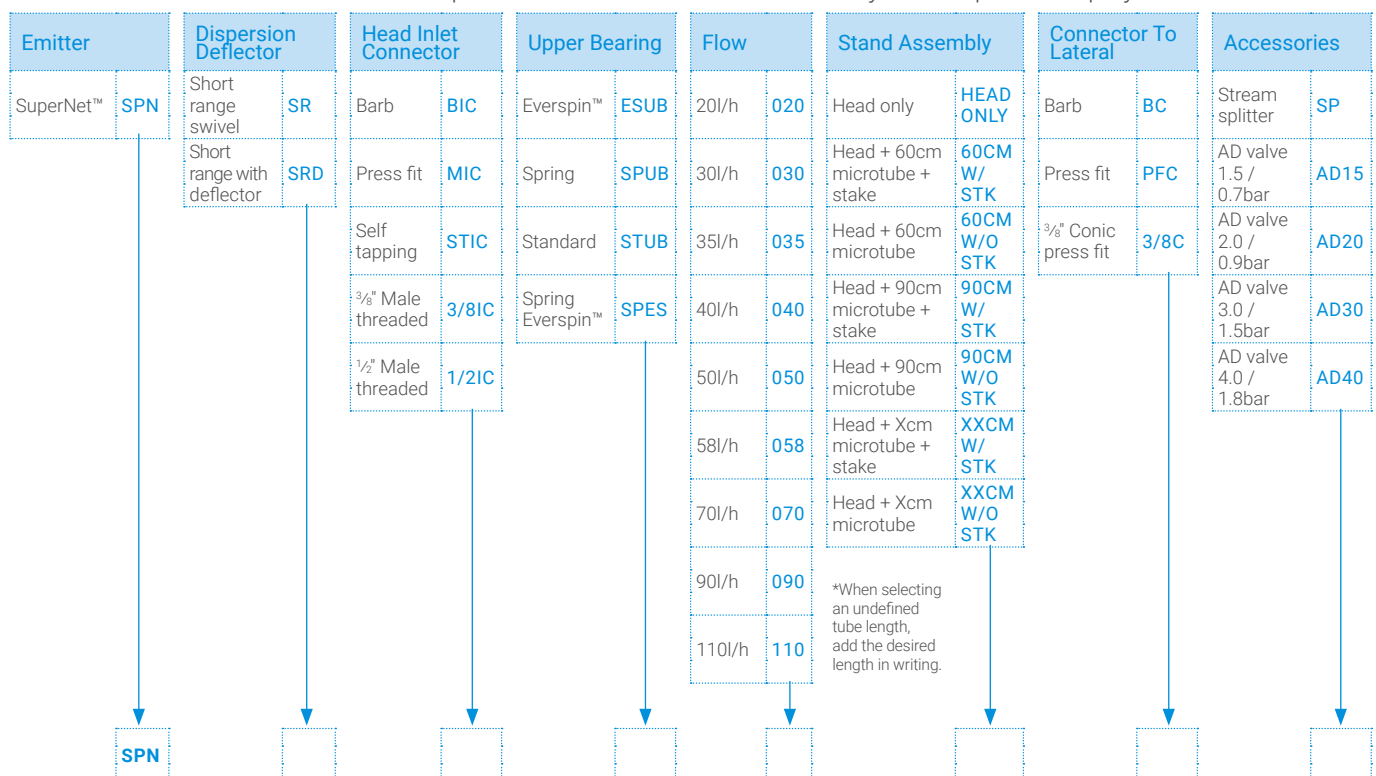
Model	Flow Rate (l/h)*	Regulation Chamber Code Color	Nozzle Size (mm)	Working Pressure Range (bar)	Constant K	Exponent* X	Wetted Diameter (m)		Swivel (Rotor) Code Color
							SR Model 20cm Above Ground	SRD Model 20cm Above Ground	
020	20	Dark pink	0.89	1.5 - 4.0	20	0	2.5	1.8	Blue
030	30	Brown	1.14	1.5 - 4.0	30	0	3.5	1.8	
035	35	Light Blue	1.20	1.5 - 4.0	35	0	3.5	1.8	
040	40	Blue	1.28	1.5 - 4.0	40	0	3.5	1.8	
050	50	Green	1.43	1.5 - 4.0	50	0	4.5	1.8	
058	58	Grey	1.55	1.5 - 4.0	58	0	4.5	1.8	
070	70	Black	1.73	1.5 - 4.0	70	0	5.0	1.8	
090	90	Orange	1.74	1.5 - 4.0	90	0	5.0	2.0	
110	110	Red	1.70	2.0 - 4.0	110	0	6.5	2.0	

\* Within working pressure range

## → Ordering Information

Flowchart to determine the desired product definition

**How to use:** To determine the desired product definition select one of every set of options displayed on the chart.



→ Packaging Data

SuperNet™ SR & SRD	Qty. P/Box Units	Box Size (cm x cm x cm)	Box Weight (kg)	Boxes P/Pallet	Total Units P/Pallet	Pallet Weight (kg)
Head only	500	28 x 28 x 57	10.1	32	16000	335
Complete stand, 60cm micro tube length, w/stake	100	18 x 34 x 79	8.3	20	2000	178
Complete stand, 60cm micro tube length, w/o stake	200	18 x 34 x 79	7.5	20	4000	162
Complete stand, 90cm micro tube length, w/stake	100	28 x 27 x 113	7.1	16	1600	124
Complete stand, 90cm micro tube length, w/o stake	200	28 x 27 x 113	6.7	16	3200	117

→ SuperNet™ SR Head Only With Standard Upper Bearing

Model & Regulation Chamber Color	Swivel Color	BIC	STIC	MIC	3/8IC	1/2IC	
020 / Dark pink	Blue	63500-000003			63500-106550	63500-110150	
030 / Brown					63500-106650		
035 / Light blue							
040 / Blue							
050 / Green							
058 / Grey					63500-121500		63500-110450
070 / Black							
090 / Orange							63500-107150
110 / Red							63500-107250

- Background color defines the code color of the respective swivel

→ SuperNet™ SR Head Only With Everspin™ Upper Bearing

Model & Regulation Chamber Color	Swivel Color	BIC	STIC	MIC	3/8IC	1/2IC
020 / Dark pink	Blue			63500-000070	63500-106560	
030 / Brown				63500-119105		
035 / Light blue						
040 / Blue					63500-120305	
050 / Green						
058 / Grey						
070 / Black					63500-122105	
090 / Orange					63500-122705	
110 / Red						

- Background color defines the code color of the respective swivel

→ SuperNet™ SR Head Only With Spring Upper Bearing

Model & Regulation Chamber Color	Swivel Color	BIC	STIC	MIC	3/8IC	1/2IC	
020 / Dark pink	Blue	63500-023455	63500-075451	63500-119103			
030 / Brown							
035 / Light blue							
040 / Blue							
050 / Green							
058 / Grey							
070 / Black							63500-122090
090 / Orange							
110 / Red							

- Background color defines the code color of the respective swivel



→ SuperNet™ SR Assembly Stands With Stake

**How to use:** Replace **X** with: inlet connector type / **Y** with: flow rate / **Z** with: microtube length

**BC** = Barb connector to lateral / **PFC** = Press fit to lateral

	Flow Rate (l/h)	60cm			90cm		
		STIC	MIC	BIC	STIC	MIC	BIC
<b>BC</b> Code Master SPN SR <b>X</b> STUB <b>Y</b> L/H <b>Z</b> CM W/STK BC  Example SPN SR <b>STIC</b> STUB <b>020</b> L/H <b>60</b> CM W/STK BC	20		63500-113830	63500-022550			63500-022950
	30	63500-075850		63500-023850			63500-024250
	35	63500-075425			63500-075430		
	40			63500-025150	63500-077550		63500-025610
	50	63500-078450		63500-026450			
	58			63500-027750			
	70	63500-081050		63500-029050			
	90	63500-082350					
	110	63500-083650		63500-031650			
<b>PFC</b> Code Master SPN SR <b>X</b> STUB <b>Y</b> L/H <b>Z</b> CM W/STK PFC  Example SPN SR <b>MIC</b> STUB <b>020</b> L/H <b>30</b> CM W/STK PFC	20						
	30						
	35	63500-075440					
	40	63500-076900		63500-025180			
	50						
	58						
	70						
	90			63500-030250			
	110						



→ SuperNet™ SR Assembly Stands Without Stake

**How to use:** Replace **X** with: inlet connector type / **Y** with: flow rate / **Z** with: microtube length

**BC** = Barb connector to lateral / **PFC** = Press fit to lateral

	Flow Rate (l/h)	60cm			90cm		
		STIC	MIC	BIC	STIC	MIC	BIC
<b>BC</b> Code Master SPN SR <b>X</b> STUB <b>Y</b> L/H <b>Z</b> CM W/O STK BC  Example SPN SR <b>STIC</b> STUB <b>020</b> L/H <b>60</b> CM W/O STK BC	20			63500-022350			
	30			63500-023650			63500-024260
	35	63500-075427		63500-023430		63500-119720	
	40	63500-076950			63500-077350		
	50	63500-078250	63500-115655				63500-026650
	58			63500-027550	63500-079950		
	70	63500-080850		63500-028850			63500-029250
	90						
	110						
<b>PFC</b> Code Master SPN SR <b>X</b> STUB <b>Y</b> L/H <b>Z</b> CM W/O STK PFC  Example SPN SR <b>MIC</b> STUB <b>020</b> L/H <b>30</b> CM W/O STK PFC	20						
	30			63500-023740			
	35						
	40						
	50						
	58						
	70						
	90						
	110						

- Missing catalog numbers available upon request

- Other stand combinations can be ordered based on the attached flowchart which can help determine the desired product requirement.



→ SuperNet™ SRD Head Only With Standard Upper Bearing

Model & Regulation Chamber Color	Swivel Color	BIC	STIC	MIC	3/8IC	1/2IC	
020 / Dark pink	Blue						
030 / Brown							
035 / Light blue							
040 / Blue							
050 / Green							
058 / Grey							63500-000008
070 / Black							
090 / Orange							
110 / Red							

- Background color defines the code color of the respective swivel

→ SuperNet™ SRD Head Only With Everspin™ Upper Bearing

Model & Regulation Chamber Color	Swivel Color	BIC	STIC	MIC	3/8IC	1/2IC	
020 / Dark pink	Blue						
030 / Brown							
035 / Light blue							
040 / Blue							
050 / Green							
058 / Grey							
070 / Black							
090 / Orange							
110 / Red							

- Background color defines the code color of the respective swivel



→ SuperNet™ SRD Assembly Stands With Stake

How to use: Replace **X** with: inlet connector type / **Y** with: flow rate / **Z** with: microtube length

BC = Barb connector to lateral / PFC = Press fit to lateral

	Flow Rate (l/h)	60cm			90cm		
		STIC	MIC	BIC	STIC	MIC	BIC
<b>BC</b> Code Master SPN SRD <b>X</b> STUB <b>Y</b> L/H <b>Z</b> CM W/STK BC  Example SPN SRD <b>STIC</b> STUB <b>020</b> L/H <b>60</b> CM W/STK BC	20		63500-118655	63500-032950			
	30	63500-086250	63500-119265	63500-034250			63500-034650
	35	63500-035110	63500-119870	63500-035120	63500-087120		
	40	63500-087550	63500-120470	63500-035550	63500-087950		63500-035950
	50	63500-088850	63500-121010	63500-036850			63500-037250
	58		63500-121615	63500-038150			
	70	63500-091450	63500-122270	63500-039450	63500-091850		63500-039850
	90	63500-092750	63500-122870	63500-040750			63500-041150
	110		63500-123470	63500-042050			63500-042450
<b>PFC</b> Code Master SPN SRD <b>X</b> STUB <b>Y</b> L/H <b>Z</b> CM W/STK PFC  Example SPN SRD <b>MIC</b> STUB <b>020</b> L/H <b>30</b> CM W/STK PFC	20						
	30						
	35						63500-035147
	40			63500-035630			
	50						
	58						
	70			63500-039350			
	90				63500-092900		
	110				63500-094860		63500-042260



→ SuperNet™ SRD Assembly Stands Without Stake

How to use: Replace **X** with: inlet connector type / **Y** with: flow rate / **Z** with: microtube length

BC = Barb connector to lateral / PFC = Press fit to lateral

	Flow Rate (l/h)	60cm			90cm		
		STIC	MIC	BIC	STIC	MIC	BIC
<b>BC</b> Code Master SPN SRD <b>X</b> STUB <b>Y</b> L/H <b>Z</b> CM W/O STK BC  Example SPN SRD <b>STIC</b> STUB <b>020</b> L/H <b>60</b> CM W/O STK BC	20	63500-000042	63500-118650	63500-032960			
	30	63500-086050	63500-119250	63500-034050			
	35		63500-119850	63500-000037			
	40	63500-087350	63500-120450	63500-035350			63500-035750
	50	63500-088650	63500-121050	63500-036650			
	58	63500-089950	63500-121650				
	70	63500-091250	63500-122250	63500-039250			
	90		63500-122850				
	110		63500-123450	63500-041850			
<b>PFC</b> Code Master SPN SRD <b>X</b> STUB <b>X</b> L/H <b>XX</b> CM W/O STK PFC  Example SPN SRD <b>MIC</b> STUB <b>020</b> L/H <b>30</b> CM W/O STK PFC	20	63500-085620					
	30			63500-033950	63500-086260		
	35						
	40						
	50						
	58						
	70						
	90						
	110						

- Missing catalog numbers available upon request

- Other stand combinations can be ordered based on the attached flowchart which can help determine the desired product requirement.

# SuperNet™ SSR

## SUPER SHORT RANGE

Designed for permanent application in close proximity to trees.



Pressure compensated



Reduces maintenance



Higher reliability & longevity

Applications



Under tree irrigation as single head



Orchards frost mitigation



Orchards cooling

## / Benefits & Features

→ Ensures higher crop uniformity

Thanks to a unique design of pressure compensation mechanism and special design of the sprinkler swivel and water channel

→ Achieves optimal results in a varied topography area

With a unique pressure compensated mechanism, the SuperNet™ SSR ensures uniform water and nutrient distribution around the tree, regardless of sprinkler's inlet pressures (within pressure range)

→ Reduced maintenance and higher reliability & longevity

The water passage area is 30% larger (depending on the flow rate) than industry standard eliminates clogging issues

Anti-ant mechanism preventing insect penetration into the area of the micro sprinkler nozzle

Special row materials made the SuperNet™ resistant to all agrochemicals & weather conditions



# Specifications & Recommendations

- ✔ SSR is a dynamic swivel irrigating a Super Short Range area as single head
- ✔ 3 different flow rates: 30, 35, 40l/h.  
Flow rates within Pressure range
- ✔ Pressure range: 1.5-4.0bar
- ✔ 5 types of inlet connectors: barb, self-tapping, press fit, 3/8", 1/2" male threaded
- ✔ 2 types of upper bearing:
  - Standard = STUB - for normal water
  - Everspin™ = ESUB - for harsh conditions
- ✔ SSR swivel color for all flow rates is Light Green
- ✔ The regulation chamber is color coded for easy identification of the flow rate
- ✔ Conformity with ISO8026 standards (SI 1406)
- ✔ Recommended filtration\*: 200micron / 80mesh

\*Note: Filtration method shall be selected based on the type and concentration of the dirt particles contained in the water. Wherever sand exceeding 2ppm exists in the water, a Hydrocyclone shall be installed before the main filter. Wherever sand/ silt/ clay solids exceed 100ppm, pre-treatment shall be applied according to Netafim™ instructions

## → Technical Data

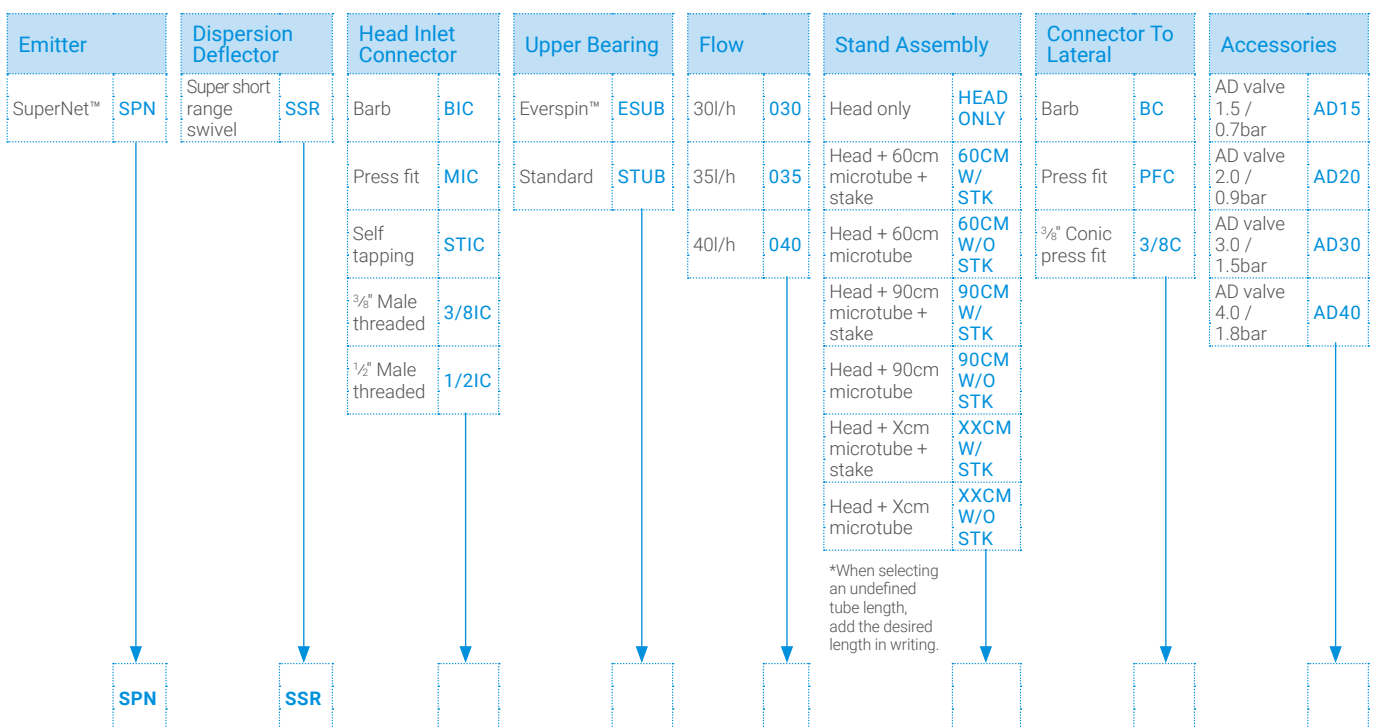
Model	Flow Rate (l/h)*	Regulation Chamber Code Color	Nozzle Size (mm)	Working Pressure Range (bar)	Constant K	Exponent* X	Wetted Diameter (m)		Swivel (Rotor) Code Color
							SSR Model 20cm Above Ground	SSR Model 30cm Above Ground	
030	30	Brown	1.14	1.5 - 4.0	30	0	2.0	3.0	Light green
035	35	Light blue	1.20	1.5 - 4.0	35	0	2.0	3.0	
040	40	Blue	1.28	1.5 - 4.0	40	0	2.5	3.0	

\* Within working pressure range

## → Ordering Information

Flowchart to determine the desired product definition

**How to use:** To determine the desired product definition select one of every set of options displayed on the chart.



→ Packaging Data

SuperNet™ SSR	Qty. P/Box Units	Box Size (cm x cm x cm)	Box Weight (kg)	Boxes P/Pallet	Total Units P/Pallet	Pallet Weight (kg)
Head only	500	28 x 28 x 57	10.1	32	16000	335
Complete sand, 60cm micro tube length, w/stake	100	18 x 34 x 79	8.3	20	2000	178
Complete sand, 60cm micro tube length, w/o stake	200	18 x 34 x 79	7.5	20	4000	162
Complete sand, 90cm micro tube length, w/stake	100	28 x 27 x 113	7.1	16	1600	124
Complete sand, 90cm micro tube length, w/o stake	200	28 x 27 x 113	6.7	16	3200	117

→ SuperNet™ SRD Head Only With Standard Upper Bearing

Model & Regulation Chamber Color	Swivel Color	BIC	STIC	MIC	3/8IC
030 / Brown	Light green			63500-155500	
035 / Light blue					63500-106622
040 / Blue		63500-003605		63500-156500	

- Background color defines the code color of the respective swivel

# SuperNet™ UD

## UPSIDE DOWN

For upside-down irrigation below the tree, to keep the ground clear.



Pressure compensated



Spring upper-bearing technology



Higher reliability & longevity

Applications



Under tree irrigation as single head

## / Benefits & Features

→ Ensures higher crop uniformity

Thanks to a unique design of pressure compensation mechanism and special design of the sprinkler swivel and water channel

→ Achieves optimal results in a varied topography area

With a unique pressure compensated mechanism, the SuperNet™ UD ensures uniform water and nutrient distribution around the tree, regardless of sprinkler's inlet pressures (within pressure range)

→ Reduced maintenance and higher reliability & longevity

The water passage area is 30% larger (depending on the flow rate) than industry standard eliminates clogging issues

Spring upper bearing with anti-ant mechanism keeps the swivel closed in inverted installation and preventing insect penetration into the area of the micro sprinkler nozzle

Special row materials made the SuperNet™ resistant to all agrochemicals & weather conditions



# Specifications & Recommendations

- ✓ UD is a dynamic swivel for irrigation in Upside-down installation as single head
- ✓ 7 different flow rates: 30, 35, 40, 50, 58, 70, 90l/h. (Flow rates within Pressure range)
- ✓ Pressure range: 1.5-4.0bar
- ✓ 5 types of inlet connectors: barb, self-tapping, press fit, 3/8", 1/2" male threaded
- ✓ 3 types of upper bearing:
  - Spring = SPUB, special design of upper bearing with spring technology, that keeps the swivel closed in inverted installation
  - Standard = STUB - for normal water
  - Everspin+Spring = SPES, Upper bearing with spring and Everspin™ technology for harsh conditions
- ✓ UD swivel color for all flow rates is Green
- ✓ The regulation chamber is color coded for easy identification of the flow rate
- ✓ Conformity with ISO8026 standards (SI 1406)
- ✓ Recommended filtration\*: 200mic./80mesh

\*Note: Filtration method shall be selected based on the type and concentration of the dirt particles contained in the water. Wherever sand exceeding 2ppm exists in the water, a Hydrocyclone shall be installed before the main filter. Wherever sand/ silt/ clay solids exceed 100ppm, pre-treatment shall be applied according to Netafim™ instructions

## → Technical Data

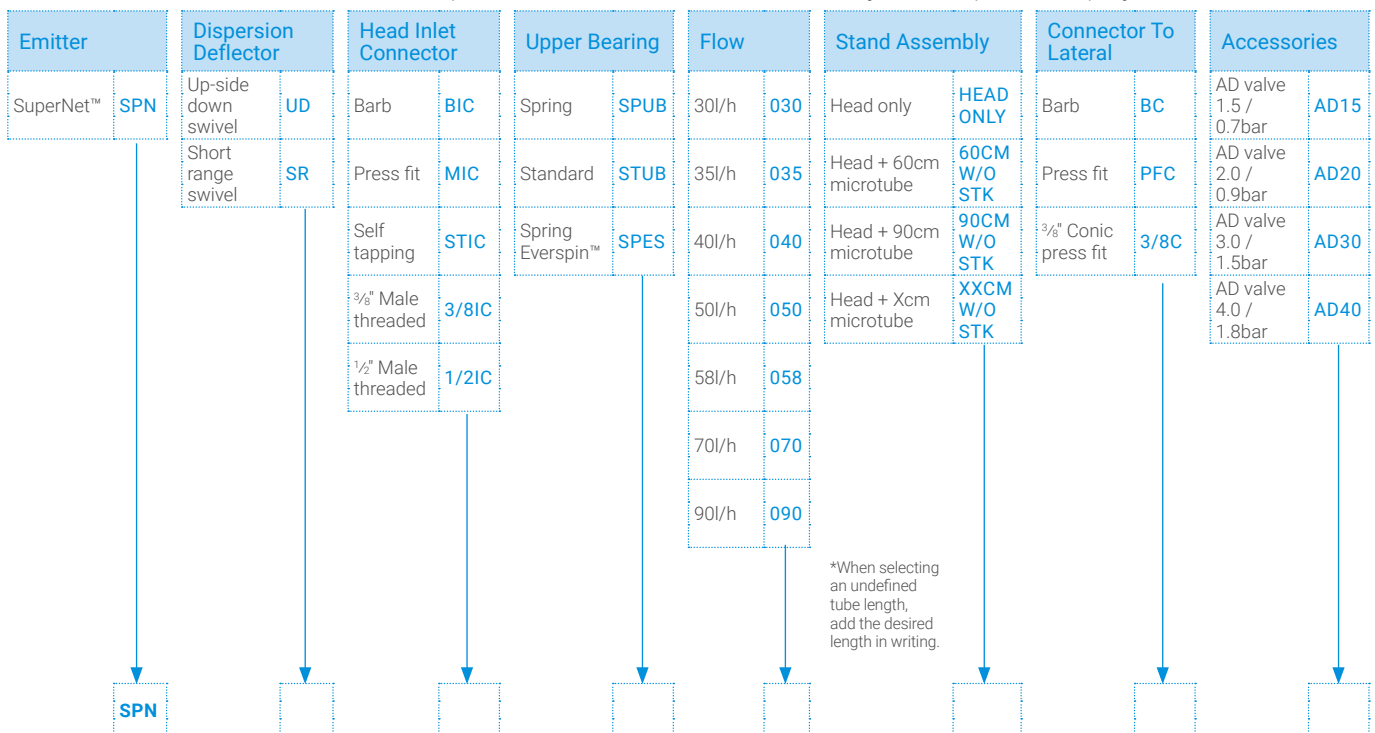
Model	Flow Rate (l/h)*	Regulation Chamber Code Color	Nozzle Size (mm)	Working Pressure Range (bar)	Constant K	Exponent* X	UD Model		SR Model In UD Position	
							Wetted Diameter 50cm Above Crop (m)	Swivel (Rotor) Code Color	Wetted Diameter 50cm Above Crop (m)	Swivel (Rotor) Code Color
030	30	Brown	1.14	1.5 - 4.0	30	0	6.0	Green	n/a	Blue
035	35	Light blue	1.20	1.5 - 4.0	35	0	6.0		4.0	
040	40	Blue	1.28	1.5 - 4.0	40	0	6.5		4.0	
050	50	Green	1.43	1.5 - 4.0	50	0	6.5		4.0	
058	58	Grey	1.55	1.5 - 4.0	58	0	7.0		4.0	
070	70	Black	1.73	1.5 - 4.0	70	0	7.0		4.0	
090	90	Orange	1.74	1.5 - 4.0	90	0	7.0		4.0	

\* Within working pressure range

## → Ordering Information

Flowchart to determine the desired product definition

**How to use:** To determine the desired product definition select one of every set of options displayed on the chart.



→ SuperNet™ UD Head Only With Standard Upper Bearing

Model & Regulation Chamber Color	Swivel Color	BIC	STIC	MIC
030 / Brown	Green	63500-188990	63500-179990	63500-170990
035 / Light blue			63500-180990	
040 / Blue			63500-181990	63500-172990
050 / Green		63500-191990	63500-182990	63500-173990
058 / Grey			63500-183990	
070 / Black				
090 / Orange		63500-194990	63500-185990	63500-176990

- Background color defines the code color of the respective swivel

→ SuperNet™ UD Head Only With Spring Upper Bearing

Model & Regulation Chamber Color	Swivel Color	BIC	STIC	MIC
030 / Brown	Green			
035 / Light blue				
040 / Blue				
050 / Green				
058 / Grey				
070 / Black				
090 / Orange				

- Background color defines the code color of the respective swivel

→ SuperNet™ UD Assembly Stands With Stake

How to use: Replace X with: inlet connector type / Y with: flow rate / Z with: microtube length

BC = Barb connector to lateral

		Flow Rate (l/h)	STIC	MIC	BIC
30CM W/STB	<b>Code Master</b> SPN UD <u>X</u> STUB <u>Y</u> L/H <u>Z</u> CM W/STK BC  <b>Example</b> SPN UD <b>STIC</b> STUB <b>030</b> L/H <b>30</b> CM W/STK BC	30	63500-180100		63500-000036
		35	63500-000012	63500-172020	63500-190010
		40	63500-182050		
		50			
		58	63500-184060		
		70			
		90			
60CM W/STB	<b>Code Master</b> SPN UD <u>X</u> STUB <u>Y</u> L/H <u>Z</u> CM W/STK BC  <b>Example</b> SPN UD <b>STIC</b> STUB <b>030</b> L/H <b>60</b> CM W/STK BC	30	63500-180300		
		35		63500-172100	
		40	63500-182150		
		50	63500-183150	63500-174100	63500-192010
		58			
		70			63500-007506
		90			
90CM W/STB	<b>Code Master</b> SPN UD <u>X</u> STUB <u>Y</u> L/H <u>Z</u> CM W/STK BC  <b>Example</b> SPN UD <b>STIC</b> STUB <b>030</b> L/H <b>90</b> CM W/STK BC	30	63500-180500		
		35	63500-181250		
		40	63500-182250		
		50			
		58			
		70			
		90			

- Missing catalog numbers available upon request
- Other stand combinations can be ordered based on the attached flowchart which can help determine the desired product requirement.



# SuperNet™ Jet

## JET IRRIGATION

For harsh water containing large amount of sand.



Pressure compensated



Jet Deflector Technology



Higher reliability & longevity

Applications



Under tree irrigation as single head

## / Benefits & Features

→ Ensures higher crop uniformity

Thanks to a unique design of pressure compensation mechanism and special design of the sprinkler swivel and water channel

→ Achieves optimal results in a varied topography area

With a unique pressure compensated mechanism, the SuperNet™ JET ensures uniform water and nutrient distribution around the tree, regardless of sprinkler's inlet pressures (within pressure range)

→ Reduced maintenance and higher reliability & longevity

The static Jet deflector technology is designed for harsh water containing large amount of sand thus causing excessive wear of the standard dynamic swivel

The water passage area is 30% larger (depending on the flow rate) than industry standard eliminates clogging issues

Anti-ant mechanism keeps the swivel closed and prevents insect penetration into the area of the micro sprinkler nozzle

Special row materials made the SuperNet resistant to all agrochemicals & weather conditions

# Specifications & Recommendations

- ✓ JET is a static deflector for irrigation with harsh water conditions
- ✓ 7 different flow rates: 30, 35, 40, 50, 58, 70, 90l/h. (Flow rates within Pressure range)
- ✓ Pressure range: 1.5-4.0bar
- ✓ 5 types of inlet connectors: Barb, Self-tapping, Press fit, 3/8", 1/2" male threaded
- ✓ Special upper bearing: STUB = Square hole upper bearing, holds the deflector from spinning
- ✓ 6 types of static deflectors: 360degrees (12 jets ), 300degrees (10 Jets), 2x90 (butterfly) (8 jets), 180degrees (6 jets), 90degrees (4 jets), FS flat spray deflector
- ✓ JET deflector color for all flow rates is Orange
- ✓ The regulation chamber is color coded for easy identification of the flow rate
- ✓ Conformity with ISO8026 standards (SI1406)
- ✓ Recommended filtration\*: 200mic./80mesh

\*Note: Filtration method shall be selected based on the type and concentration of the dirt particles contained in the water. Wherever sand exceeding 2ppm exists in the water, a Hydrocyclone shall be installed before the main filter. Wherever sand/ silt/ clay solids exceed 100ppm, pre-treatment shall be applied according to Netafim™ instructions

## → Technical Data

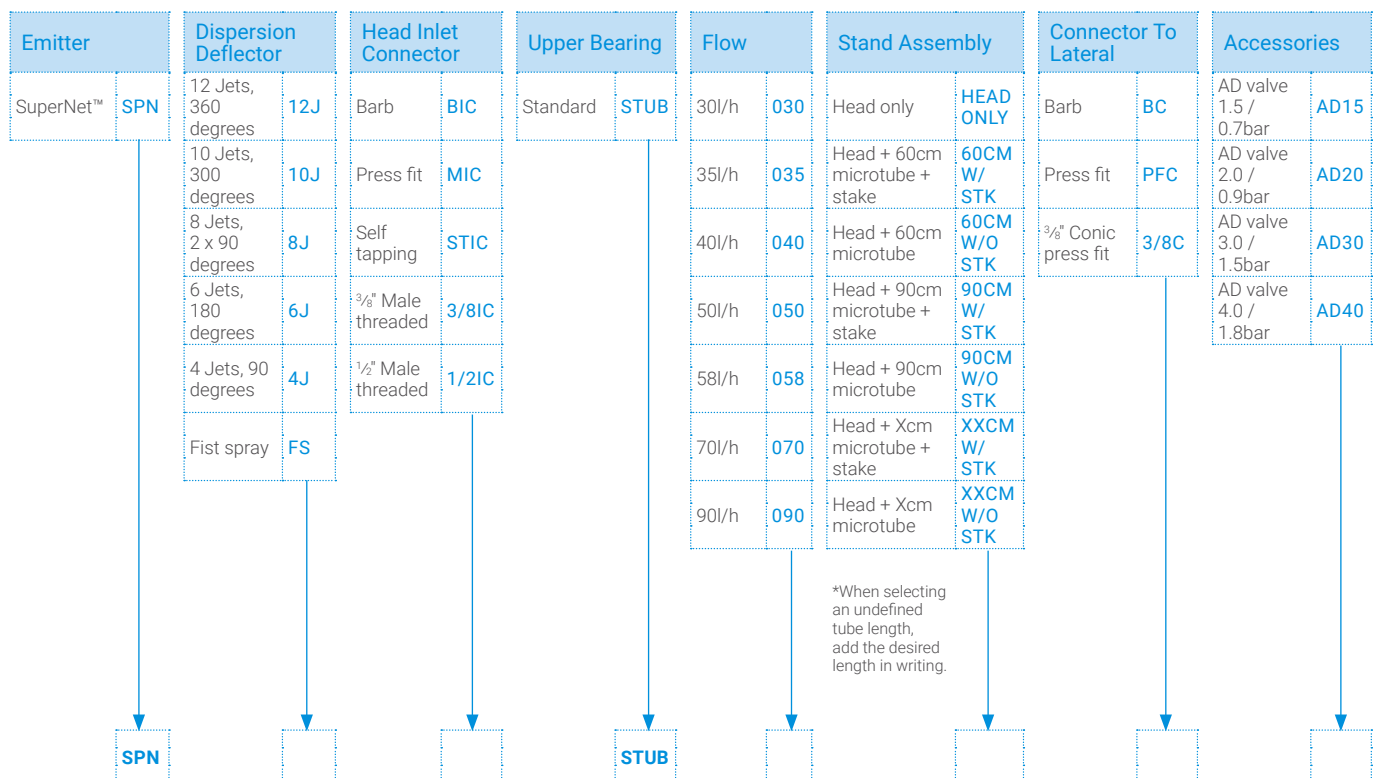
Model	Flow Rate (l/h)*	Regulation Chamber Code Color	Nozzle Size (mm)	Working Pressure Range (bar)	Wetted Radius (m) 20cm Above Ground						Deflector Code Color
					360 Degrees 12 Jets	300 Degrees 10 Jets	Butterfly 2x4 Jets	180 Degrees 6 Jets	90 Degrees 4 Jets	Flat Spray	
030	30	Brown	1.14	1.5 - 4.0	1.9	1.7	1.7	2.8	2.2	1.6	Orange
035	35	Light blue	1.20	1.5 - 4.0	2.3	2.2	2.0	2.8	2.3	1.7	
040	40	Blue	1.28	1.5 - 4.0	2.7	2.7	2.2	2.8	2.4	2.0	
050	50	Green	1.43	1.5 - 4.0	2.8	2.7	2.2	2.8	2.6	N/A	
058	58	Grey	1.55	1.5 - 4.0	2.8	2.9	2.5	3.1	2.9	N/A	
070	70	Black	1.73	1.5 - 4.0	2.9	2.9	2.5	3.1	2.9	N/A	
090	90	Orange	1.74	1.5 - 4.0	2.9	2.9	2.5	3.1	2.9	N/A	

\* Within working pressure range

## → Ordering Information

Flowchart to determine the desired product definition

**How to use:** To determine the desired product definition select one of every set of options displayed on the chart.



→ Packaging Data

SuperNet™ Jet	Qty. P/Box Units	Box Size (cm x cm x cm)	Box Weight (kg)	Boxes P/Pallet	Total Units P/Pallet	Pallet Weight (kg)
Head only	500	28 x 28 x 57	10.1	32	16000	335
Complete stand, 60cm micro tube length, w/stake	100	18 x 34 x 79	8.3	20	2000	178
Complete stand, 60cm micro tube length, w/o stake	200	18 x 34 x 79	7.5	20	4000	162
Complete stand, 90cm micro tube length, w/stake	100	28 x 27 x 113	7.1	16	1600	124
Complete stand, 90cm micro tube length, w/o stake	200	28 x 27 x 113	6.7	16	3200	117

→ SuperNet™ Jet 12 Jets, Head Only With Standard Upper Bearing

Model & Regulation Chamber Color	Deflector Code Color	BIC	STIC	MIC
030 / Brown	Orange			
035 / Light blue				63500-125200
040 / Blue				
050 / Light green				
058 / Grey				
070 / Black				
090 / Orange				

- Background color defines the code color of the respective swivel

→ SuperNet™ Jet 10 Jets, Head Only With Standard Upper Bearing

Model & Regulation Chamber Color	Deflector Code Color	BIC	STIC	MIC
030 / Brown	Orange		63500-096255	
035 / Light blue			63500-096915	
040 / Blue				
050 / Light green			63500-100105	
058 / Grey			63500-100155	
070 / Black			63500-101455	
090 / Orange			63500-102755	

- Background color defines the code color of the respective swivel

→ SuperNet™ Jet 8 (2x90) Jets, Head Only With Standard Upper Bearing

Model & Regulation Chamber Color	Deflector Code Color	BIC	STIC	MIC
030 / Brown	Orange			
035 / Light blue				
040 / Blue				
050 / Light green				
058 / Grey				
070 / Black				
090 / Orange				

- Background color defines the code color of the respective swivel

→ SuperNet™ Jet 6 Jets, Head Only With Standard Upper Bearing

Model & Regulation Chamber Color	Deflector Code Color	BIC	STIC	MIC
030 / Brown	Orange			
035 / Light blue				
040 / Blue				
050 / Light green				
058 / Grey				
070 / Black				
090 / Orange				

- Background color defines the code color of the respective swivel



→ SuperNet™ Jet 4 Jets, Head Only With Standard Upper Bearing

Model & Regulation Chamber Color	Deflector Code Color	BIC	STIC	MIC
030 / Brown	Orange			
035 / Light blue				
040 / Blue				
050 / Light green				
058 / Grey				
070 / Black				
090 / Orange				

- Background color defines the code color of the respective swivel

→ SuperNet™ Jet Head Only With Standard Upper Bearing

Model & Regulation Chamber Color	Deflector Code Color	BIC	STIC	MIC
030 / Brown	Orange			
035 / Light blue				
040 / Blue				
050 / Light green				
058 / Grey				
070 / Black				
090 / Orange				

- Background color defines the code color of the respective swivel



→ SuperNet™ Jet Assembly Stands With Stake

How to use: Replace **X** with: inlet connector type / **Y** with: flow rate / **Z** with: microtube length

BC = Barb connector to lateral / PFC = Press fit to lateral

→ 12 Jets

		Flow Rate (l/h)	STIC	MIC	BIC
60cm	BC		30	63500-096310	
			35	63500-097020	
			40	63500-097950	63500-045950
			50	63500-099250	
			58		
			70		
			90		63500-051150
			90		
60cm	PFC		30		
			35		
			40		
			50		
			58		
			70		
			90		
			90		

→ 10 Jets

		Flow Rate (l/h)	STIC	MIC	BIC
60cm	BC		30		
			35		
			40		
			50		
			58		
			70		
			90	63500-104010	
			90		
60cm	PFC		30		
			35		
			40		
			50		
			58		
			70		
			90		
			90		

- Missing catalog numbers available upon request

- Other stand combinations can be ordered based on the attached flowchart which can help determine the desired product requirement.

→ 8 Jets

		Flow Rate (l/h)	STIC	MIC	BIC	
60cm	BC	<b>Code Master</b> SPN 8J <b>X</b> STUB <b>Y</b> L/H <b>Z</b> CM W/STK BC  <b>Example</b> SPN 8J <b>STIC</b> STUB <b>020</b> L/H <b>60</b> CM W/STK BC	30			63500-044267
			35			
			40			
			50			
			58			
			70			
			90			
60cm	PFC	<b>Code Master</b> SPN 8J <b>X</b> STUB <b>Y</b> L/H <b>Z</b> CM W/STK PFC  <b>Example</b> SPN 8J <b>BIC</b> STUB <b>020</b> L/H <b>60</b> CM W/STK PFC	30			
			35			
			40			
			50			
			58			
			70			
			90			

→ 6 Jets

		Flow Rate (l/h)	STIC	MIC	BIC	
60cm	BC	<b>Code Master</b> SPN 6J <b>X</b> STUB <b>Y</b> L/H <b>Z</b> CM W/STK BC  <b>Example</b> SPN 6J <b>STIC</b> STUB <b>020</b> L/H <b>60</b> CM W/STK BC	30			63500-046890
			35			
			40			
			50			
			58			
			70			
			90			
60cm	PFC	<b>Code Master</b> SPN 6J <b>X</b> STUB <b>Y</b> L/H <b>Z</b> CM W/STK PFC  <b>Example</b> SPN 6J <b>BIC</b> STUB <b>020</b> L/H <b>60</b> CM W/STK PFC	30		63500-124635	
			35			
			40	63500-097590		
			50			
			58			
			70			
			90			

→ 4 Jets

		Flow Rate (l/h)	STIC	MIC	BIC	
60cm	BC	<b>Code Master</b> SPN 4J <b>X</b> STUB <b>Y</b> L/H <b>Z</b> CM W/STK BC  <b>Example</b> SPN 4J <b>STIC</b> STUB <b>020</b> L/H <b>60</b> CM W/STK BC	30			63500-046890
			35			
			40			
			50			
			58			
			70			
			90			
60cm	PFC	<b>Code Master</b> SPN 4J <b>X</b> STUB <b>Y</b> L/H <b>Z</b> CM W/STK PFC  <b>Example</b> SPN 4J <b>BIC</b> STUB <b>020</b> L/H <b>60</b> CM W/STK PFC	30		63500-124635	
			35			
			40	63500-097590		
			50			
			58			
			70			
			90			

- Missing catalog numbers available upon request

- Other stand combinations can be ordered based on the attached flowchart which can help determine the desired product requirement.





→ SuperNet™ Jet Assembly Stands Without Stake

**How to use:** Replace **X** with: inlet connector type / **Y** with: flow rate / **Z** with: microtube length

**BC** = Barb connector to lateral / **PFC** = Press fit to lateral

→ 12 Jets

		Flow Rate (l/h)	STIC	MIC	BIC	
60cm	BC	<b>Code Master</b> SPN 12J <b>X</b> STUB <b>Y</b> L/H <b>Z</b> CM W/O STK BC  <b>Example</b> SPN 12J <b>STIC</b> STUB <b>020</b> L/H <b>60</b> CM W/O STK BC	30			63500-044273
			35			
			40	63500-097750		63500-045750
			50		63500-126500	
			58			
			70			
			90			
			60cm	PFC	<b>Code Master</b> SPN 12J <b>X</b> STUB <b>Y</b> L/H <b>XX</b> CM W/O STK PFC  <b>Example</b> SPN 12J <b>BIC</b> STUB <b>020</b> L/H <b>60</b> CM W/O STK PFC	30
35	63500-097000					
40	63500-097700					
50	63500-099000					
58	63500-100250					
70	63500-101550					
90	63500-102850					

→ 10 Jets

		Flow Rate (l/h)	STIC	MIC	BIC	
60cm	BC	<b>Code Master</b> SPN 10J <b>X</b> STUB <b>Y</b> L/H <b>Z</b> CM W/O STK BC  <b>Example</b> SPN 10J <b>STIC</b> STUB <b>020</b> L/H <b>60</b> CM W/O STK BC	30			
			35	63500-096350		
			40			
			50	63500-096340		
			58			
			70			
			90			
			60cm	PFC	<b>Code Master</b> SPN 10J <b>X</b> STUB <b>Y</b> L/H <b>Z</b> CM W/O STK PFC  <b>Example</b> SPN 10J <b>BIC</b> STUB <b>020</b> L/H <b>60</b> CM W/O STK PFC	30
35						
40						
50						
58						
70						
90						

- Missing catalog numbers available upon request

- Other stand combinations can be ordered based on the attached flowchart which can help determine the desired product requirement.

→ 8 Jets

		Flow Rate (l/h)	STIC	MIC	BIC	
60cm	BC	<b>Code Master</b> SPN 8J <b>X</b> STUB <b>Y</b> L/H <b>Z</b> CM W/O STK BC  <b>Example</b> SPN 8J <b>STIC</b> STUB <b>020</b> L/H <b>60</b> CM W/O STK BC	30			
			35			
			40			
			50			
			58			
			70			
			90			
			60cm	PFC	<b>Code Master</b> SPN 8J <b>X</b> STUB <b>Y</b> L/H <b>Z</b> CM W/O STK PFC  <b>Example</b> SPN 8J <b>BIC</b> STUB <b>020</b> L/H <b>60</b> CM W/O STK PFC	30
35						
40						
50						
58						
70						
90						

→ 6 Jets

		Flow Rate (l/h)	STIC	MIC	BIC	
60cm	BC	<b>Code Master</b> SPN 6J <b>X</b> STUB <b>Y</b> L/H <b>Z</b> CM W/O STK BC  <b>Example</b> SPN 6J <b>STIC</b> STUB <b>020</b> L/H <b>60</b> CM W/O STK BC	30			
			35			
			40			63500-045573
			50			
			58			
			70			
			90			
			60cm	PFC	<b>Code Master</b> SPN 6J <b>X</b> STUB <b>Y</b> L/H <b>Z</b> CM W/O STK PFC  <b>Example</b> SPN 6J <b>BIC</b> STUB <b>020</b> L/H <b>60</b> CM W/O STK PFC	30
35						
40						
50						
58						
70						
90						

→ 4 Jets

		Flow Rate (l/h)	STIC	MIC	BIC	
60cm	BC	<b>Code Master</b> SPN 4J <b>X</b> STUB <b>Y</b> L/H <b>Z</b> CM W/O STK BC  <b>Example</b> SPN 4J <b>STIC</b> STUB <b>020</b> L/H <b>60</b> CM W/O STK BC	30			
			35			
			40			63500-045573
			50			
			58			
			70			
			90			
			60cm	PFC	<b>Code Master</b> SPN 4J <b>X</b> STUB <b>Y</b> L/H <b>Z</b> CM W/O STK PFC  <b>Example</b> SPN 4J <b>BIC</b> STUB <b>020</b> L/H <b>60</b> CM W/O STK PFC	30
35						
40						
50						
58						
70						
90						

- Missing catalog numbers available upon request

- Other stand combinations can be ordered based on the attached flowchart which can help determine the desired product requirement.

# SuperNet™ Jet20

## JET IRRIGATION WITH 20 L/H NOZZLE

The SuperNet™ Jet 20 is designed for harsh water, containing large amounts of sand thus causing excessive wear of standard rotating swivel. It's internal shape, has special design allowing the micro-emitter to work in low flow rate.



Pressure compensated



Low flow jet deflector technology



Higher reliability & longevity

Applications



Under tree irrigation as single head

## / Benefits & Features

→ Ensures higher crop uniformity

Thanks to a unique design of pressure compensation mechanism and special design of the sprinkler swivel and water channel

→ Achieves optimal results in a varied topography area

With a unique pressure compensated mechanism, the SuperNet™ JET 20 ensures uniform water and nutrient distribution around the tree, regardless of sprinkler's inlet pressures (within pressure range)

→ Reduced maintenance and higher reliability & longevity

The static Jet 20 deflector technology is designed for low flow requirement and applications with harsh water, containing large amount of sand thus causing excessive wear of the standard dynamic swivel

Anti-ant mechanism keeps the swivel closed and prevents insect penetration into the area of the micro sprinkler nozzle

Special row materials made the SuperNet resistant to all agrochemicals & weather conditions

# Specifications & Recommendations

- ✓ JET 20 is a static deflector for irrigation with harsh water conditions and low flow requirements
- ✓ 1 flow rate: 20l/h (Flow rate within Pressure range)
- ✓ Pressure range: 1.5-4.0bar
- ✓ 3 types of inlet connectors: Barb, Self-tapping, Press fit
- ✓ Special upper bearing: STUB = Square hole upper bearing, holds the deflector from spinning
- ✓ 3 types of static deflectors: 180degrees (6 jets), 90degrees (4 jets), FS flat spray deflector
- ✓ JET 20 deflector color is Orange & Flow regulation tube color is Grey
- ✓ The regulation chamber is color coded for easy identification of the flow rate
- ✓ Conformity with ISO 8026 standards (SI 1406)
- ✓ Recommended filtration\*: 200 mic./80mesh

\*Note: Filtration method shall be selected based on the type and concentration of the dirt particles contained in the water. Wherever sand exceeding 2ppm exists in the water, a Hydrocyclone shall be installed before the main filter. Wherever sand/ silt/ clay solids exceed 100ppm, pre-treatment shall be applied according to Netafim™ instructions

## → Technical Data

Model	Flow Rate (l/h)*	Nozzle Tube Code Color	Nozzle Size (mm)	Working Pressure Range (bar)	Wetted Diameter (m)			Deflector Code Color
					180 Degrees 6 Jets 20cm Above Ground	90 Degrees 4 Jets 20cm Above Ground	Flat Spray 20cm Above Ground	
020	20	Grey	0.68	1.5-4.0	2.1	2.0	1.6	Orange

\* Within working pressure range

## → Packaging Data

SuperNet™ Jet 20	Qty. P/Box Units	Box Size (cm x cm x cm)	BoxWeight (kg)	Boxes P/Pallet	Total Units P/Pallet	Pallet Weight (kg)
Head only	500	28 x 28 x 57	10.1	32	16000	335

## → Ordering Information

Flowchart to determine the desired product definition

**How to use:** To determine the desired product definition select one of every set of options displayed on the chart.

Emitter		Dispersion Deflector		Head Inlet Connector		Upper Bearing		Flow		Stand Assembly		Connector To Lateral		Accessories	
SuperNet™	SPN	6 Jets, 180 degrees	6J	Barb	BIC	Standard	STUB	20 l/h	020	Head only	HEAD ONLY	Barb	BC	AD valve 1.5 / 0.7bar	AD15
		4 Jets, 90 degrees	4J	Press fit	MIC					Head + 60cm microtube + stake	60CM W/ STK	Press fit	PFC	AD valve 2.0 / 0.9bar	AD20
		Flat spray	FS	Self tapping	STIC					Head + 60cm microtube	60CM W/O STK	3/8" Conic press fit	3/8C	AD valve 3.0 / 1.5bar	AD30
										Head + 90cm microtube + stake	90CM W/ STK			AD valve 4.0 / 1.8 bar	AD40
										Head + 90cm microtube	90CM W/O STK				
										Head + Xcm microtube + stake	XXCM W/ STK				
										Head + Xcm microtube	XXCM W/O STK				
										*When selecting an undefined tube length, add the desired length in writing.					

## → SuperNet™ Jet 20 FS, Head Only With Standard Upper Bearing

Model & Regulation Chamber Color	Deflector Code Color	BIC	STIC	MIC
020 / Gray	Orange	63500-198990	63500-196999	



# SuperNet™ GS

## FULL COVERAGE IRRIGATION

Irrigation of tree plantations for applications require overlapping.



Pressure compensated



Reduces maintenance



Higher reliability & longevity

Applications



Under tree irrigation as single head



Orchards frost mitigation



Orchards cooling

## / Benefits & Features

→ Ensures higher crop uniformity

Thanks to a unique design of pressure compensation mechanism and special design of the sprinkler swivel and water channel

→ Achieves optimal results in a varied topography area

With a unique pressure compensated mechanism, the SuperNet™ GS Overlapping ensures uniform water and nutrient distribution in between the trees, regardless of sprinkler's inlet pressures (within pressure range)

→ Reduced maintenance and higher reliability & longevity

The water passage area is 30% larger (depending on the flow rate) than industry standard eliminates clogging issues

Anti-ant mechanism preventing insect penetration into the area of the micro sprinkler nozzle

Special row materials made the SuperNet™ resistant to all agrochemicals & weather conditions resistant to all agrochemicals & weather conditions

# Specifications & Recommendations

- ✓ GS - Grey Swivel - is a dynamic swivel for full coverage irrigation. Creates overlapping between micro-sprinkler
- ✓ 2 different flow rates: 90, 110l/h. (Flow rates within Pressure range)
- ✓ Pressure range: 1.5-4.0bar
- ✓ 5 types of inlet connectors: Barb, Self-tapping, Press fit, 3/8", 1/2" male threaded
- ✓ 2 types of upper bearing:
  - Standard = STUB - for normal water
  - Everspin™ = ESUB - for harsh conditions
- ✓ GS swivel for all flow rates is Grey
- ✓ The regulation chamber is color coded for easy identification of the flow rate
- ✓ Conformity with ISO 8026 standards (SI1406)
- ✓ Recommended filtration\*: 200mic./80mesh

\*Note: Filtration method shall be selected based on the type and concentration of the dirt particles contained in the water. Wherever sand exceeding 2ppm exists in the water, a Hydrocyclone shall be installed before the main filter. Wherever sand/ silt/ clay solids exceed 100ppm, pre-treatment shall be applied according to Netafim™ instructions

## → Technical Data

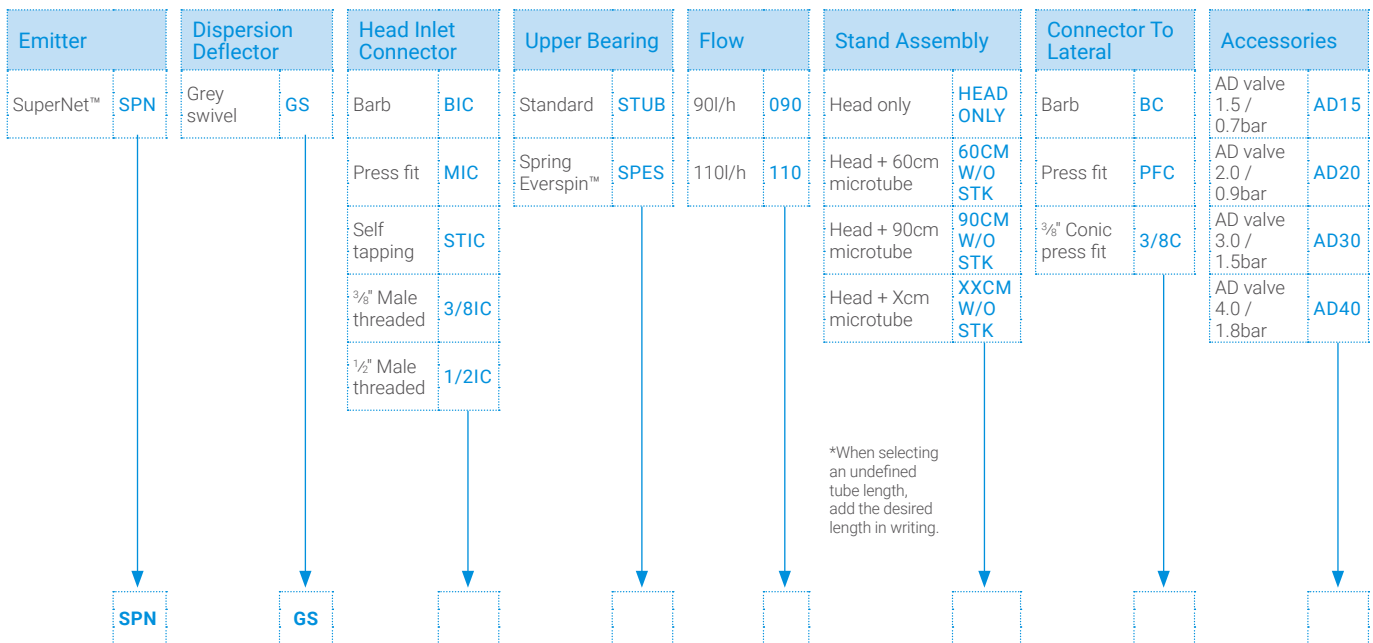
Model	Flow Rate (l/h)*	Regulation Chamber Code Color	Nozzle Size (mm)	Working Pressure Range (bar)	Constant K	Exponent* X	Wetted Diameter GS 100cm Above Ground (m)	Swivel (Rotor) Code Color
090	90	Orange	1.74	2.0 - 4.0	90	0	7.5	Light grey
110	110	Red	1.70	2.0 - 4.0	110	0	8.0	

\* Within working pressure range

## → Ordering Information

Flowchart to determine the desired product definition

**How to use:** To determine the desired product definition select one of every set of options displayed on the chart.



## → Packaging Data

SuperNet™ GS	Qty. P/Box Units	Box Size (cm x cm x cm)	Box Weight (kg)	Boxes P/Pallet	Total Units P/Pallet	Pallet Weight (kg)
Head only	500	28 x 28 x 57	10.1	32	16000	335
Complete stand, 60cm micro tube length, w/stake	100	18 x 34 x 79	8.3	20	2000	178
Complete stand, 60cm micro tube length, w/o stake	200	18 x 34 x 79	7.5	20	4000	162
Complete stand, 90cm micro tube length, w/stake	100	28 x 27 x 113	7.1	16	1600	124
Complete stand, 90cm micro tube length, w/o stake	200	28 x 27 x 113	6.7	16	3200	117

→ SuperNet™ GS Head Only With Standard Upper Bearing

Model & Regulation Chamber Color	Swivel Color	BIC	STIC	MIC	3/8IC	1/2IC
090 / Orange	Light grey				63500-161500	
110 / Red						63500-167500

- Background color defines the code color of the respective swivel

→ SuperNet™ GS Assembly Stands Without Stake

**How to use:** Replace **X** with: inlet connector type / **Y** with: flow rate / **Z** with: microtube length

**PFC** = Press fit to lateral

		60cm			
		Flow Rate (l/h)	STIC	MIC	BIC
PFC	<b>Code Master</b> SPN GS <b>X</b> STUB <b>Y</b> L/H <b>Z</b> CM W/O STK PFC  <b>Example</b> SPN GS <b>MIC</b> STUB <b>020</b> L/H <b>120</b> CM W/O STK PFC	90		63500-136100	
		110		63500-137100	

- Missing catalog numbers available upon request


- Other stand combinations can be ordered based on the attached flowchart which can help determine the desired product requirement.



# SuperNet™ Components




### Standard Upper Bearing Circular Hole

	Product Description	
	To be used on all SuperNet™ micro- sprinklers	
	1 Unit	63520-005450
	100 Units / Bag	63520-005470

### Standard Upper Bearing Square Hole

	Product Description	
	To be used on all SuperNet™ Micro-Jets (Grey)	
	1 Unit	63520-005400
	100 Units / Bag	63520-005420


### Everspin™ Upper Bearing Circular Hole

	Product Description	
	To be used on all SuperNet™ micro- sprinklers in harsh water conditions	
	1 Unit	63520-011400
	100 Units / Bag	63520-011425


### Spring Upper Bearing Circular Hole

	Product Description	
	To be used on UD SuperNet™ micro- sprinklers	
	1 Unit	63520-011500
	100 Units / Bag	63520-011530


### Spring Everspin™ Upper Bearing

	Product Description	
	To be used on UD SuperNet™ micro- sprinklers in harsh water conditions	
	1 Unit	63520-011300
	10 Units/Bag	


### SR Swivel (Blue)

	Product Description	
	To be used with all flows	
	1 Unit	63520-005200
	10 Units/Bag	63520-005205
	100 Units/ Bag	63520-005220


### SRD Swivel (Blue)

	Product Description	
	To be used with all flows	
	1 Unit	63520-005300
	10 Units/Bag	-
	100 Units/ Bag	63520-005310


### LR Swivel (Purple)

	Product Description	
	To be used with 20, 30, 35 and 40l/h	
	1 Unit	63520-005100
	10 Units/Bag	63520-005102
	100 Units/ Bag	63520-005115


### LR Swivel (Black)

	Product Description	
	To be used with 50, 58, 70, 90 and 110l/h	
	1 Unit	63520-005000
	10 Units/Bag	63520-005005
	100 Units/ Bag	63520-005010


### SSR Swivel (Light Green)

	Product Description	
	To be used with 30, 35 and 40l/h	
	1 Unit	63520-005320
	10 Units/Bag	-
	100 Units/ Bag	63520-005340


### LRD Swivel (Purple)

	Product Description	
	To be used with 20, 30, 35 and 40l/h	
	1 Unit	63520-005160
	10 Units/Bag	63520-005165
	100 Units/ Bag	63520-005170


### LRD Swivel (Black)

	Product Description	
	To be used with 50, 58, 70, 90 and 110l/h	
	1 Unit	63520-005150
	10 Units/Bag	-
	100 Units/ Bag	63520-005155


### MR Swivel (Brown)

	Product Description	
	To be used with 27, 40, 58, 70	
	1 Unit	63520-013500
	100 Units/Bag	63520-013520


### MRD Swivel (Brown)

	Product Description	
	To be used with 27, 40, 58, 70	
	1 Unit	63520-013550
	100 Units/Bag	63520-013560


### Static Deflectors

	Product Description	
	To be used with 30, 35, 40, 50, 58, 70 and 90l/h	
	1 Unit	100 Units/ Bag
12 Jets (360°)	63520-005350	63520-005355
10 Jets (300°)	63520-005360	63520-005365
8 Jets (2x90°)	63520-005370	63520-005375
6 Jets (180°)	63520-005380	63520-005385
4 Jets (90°)	63520-005390	63520-005397
FS, Flat Spray	63520-005392	-


### LR Swivel (Grey)

	Product Description	
	To be used with 90 and 110l/h	
	1 Unit	63520-005120
	10 Units/Bag	63520-005122
	100 Units/ Bag	63520-005125


### UD Swivel (Green) W/Sleeve

	Product Description	
	To be used with 30, 35, 40, 50, 58 and 70l/h	
	1 Unit	63520-005180
	10 Units/Bag	63520-005185
	100 Units/ Bag	63520-005188

### Frame

	1 Unit	63520-005500
	10 Units/Bag	63520-005525
	100 Units/ Bag	63520-005510


### Stream Splitter

	1 Unit	63520-005800
	10 Units/Bag	-
	100 Units/Bag	63520-005830


### Nozzle Tube

	20l/h	63520-001000
	30l/h	63520-001100
	35l/h	63520-001150
	40l/h	63520-001200
	50l/h	63520-001300
	58l/h	63520-001400
	70l/h	63520-001500
	90l/h	63520-001600
	110l/h	63520-001700


### Nozzle Tube Jet 20 Grey

	1 Unit
	63520-000900


### Diaphragm

	1 Unit
	63520-005630
	100 Units / Bag

### "O" Ring

	1 Unit
	63520-005700
	100 Units / Bag 63520-005720

### Flow Control Chamber With Barb Inlet Connector

	20lh / Dark Pink	63520-001800
	30lh / Brown	63520-002200
	35lh / Light Blue	63520-002510
	40lh / Blue	63520-002600
	50lh / Green	63520-003000
	58lh / Grey	63520-003400
	70lh / Black	63520-003800
	90lh / Orange	63520-004200
	110lh / Red	63520-004600

### Flow Control Chamber With Barb Inlet Connector + Assy. "O" Ring

	20lh / Dark Pink	63520-004912
	30lh / Brown	63520-004925
	35lh / Light Blue	
	40lh / Blue	
	50lh / Green	63520-004952
	58lh / Grey	
	70lh / Black	
	90lh / Orange	
	110lh / Red	63520-004981


### Flow Control Chamber With Self Tapping Inlet Connector

	20lh / Dark Pink	63520-001900
	30lh / Brown	63520-002300
	35lh / Light Blue	63520-002520
	40lh / Blue	63520-002700
	50lh / Green	63520-003100
	58lh / Grey	63520-003500
	70lh / Black	63520-003900
	90lh / Orange	63520-004300
	110lh / Red	63520-004700

### Flow Control Chamber With Self Tapping Inlet Connector + Assembly "O" Ring

	20lh / Dark Pink	63520-004910
	30lh / Brown	63520-004920
	35lh / Light Blue	63520-004930
	40lh / Blue	63520-004940
	50lh / Green	63520-004950
	58lh / Grey	63520-004960
	70lh / Black	63520-004970
	90lh / Orange	63520-004980
	110lh / Red	63520-004990

### Flow Control Chamber With Male Press-Fit Inlet Connector

	20lh / Dark Pink	63520-001750
	30lh / Brown	63520-002150
	35lh / Light Blue	63520-002505
	40lh / Blue	63520-002570
	50lh / Green	63520-002950
	58lh / Grey	63520-003350
	70lh / Black	63520-003750
	90lh / Orange	63520-004150
	110lh / Red	63520-004550

**Flow Control Chamber With 3/8" Male Threaded Inlet Connector**

	20lh / Dark Pink	63520-002000
	30lh / Brown	63520-002400
	35lh / Light Blue	63520-002530
	40lh / Blue	63520-002800
	50lh / Green	63520-003200
	58lh / Grey	63520-003600
	70lh / Black	63520-004000
	90lh / Orange	63520-004400
	110lh / Red	63520-004800

**Flow Control Chamber With 1/2" Male Threaded Inlet Connector**

	20lh / Dark Pink	63520-002100
	30lh / Brown	63520-002500
	35lh / Light Blue	63520-002550
	40lh / Blue	63520-002900
	50lh / Green	63520-003300
	58lh / Grey	63520-003730
	70lh / Black	63520-004100
	90lh / Orange	63520-004500
	110lh / Red	63520-004900

# GyroNet™ LR & LRD

## LONG RANGE & LONG RANGE WITH DEFLECTOR

Irrigation of tree plantations with large root volumes in flat terrains.



Anti-ant  
mechanism



High clogging  
resistance



Higher reliability  
& longevity

Applications



Under tree  
irrigation as  
single head



Orchards  
frost  
mitigation



Orchards  
cooling

## / Benefits & Features

- Ensures higher crop uniformity  
Thanks to unique design of the sprinkler's rotor water channel
- Reduced maintenance and repair cost  
The GyroNet™ has pop-up swivel, functions as anti-ant mechanism, preventing insect penetration into the area of the micro-sprinkler nozzle
- Higher reliability & longevity  
Long-term reliable service, simple, modular parts, clog resistant design  
Specialty raw material makes it resistant to all agrochemicals & weather conditions



# / Specifications & Recommendations

- ✓ LR is a dynamic swivel irrigating a Long Range area as single head
- ✓ LRD, Long Range with Deflector. The stream deflector concentrates all the water in the area close to the young tree, and it can be broken, allowing for extended irrigation diameter
- ✓ 10 different flow rates: 27, 40, 58, 70, 90, 120, 150, 200, 250, 300l/h
- ✓ Nominal flow rate at: 1.7bar
- ✓ Recommended pressure range: 1.5-2.5bar
- ✓ 3 types of inlet connectors: Self-tapping, Press fit, 3/8"
- ✓ 2 types of upper bearing:
  - Standard = STUB - for normal water
  - Everspin™ = ESUB - for harsh conditions
- ✓ LR swivel colored Purple for flows 27-40, Black for 70-120 and Grey for 150-300l/h
- ✓ The nozzle is color coded for easy identification of the flow rate
- ✓ Conformity with ISO 8026 standards (SI 1406)
- ✓ Recommended filtration\*: 200mic. / 80mesh

\*Note: Filtration method shall be selected based on the type and concentration of the dirt particles contained in the water. Wherever sand exceeding 2ppm exists in the water, a Hydrocyclone shall be installed before the main filter. Wherever sand/ silt/ clay solids exceed 100ppm, pre-treatment shall be applied according to Netafim™ instructions

## → Technical Data

Model	Nozzle Code Color	Nozzle Size (mm)	Constant K	Exponent X	Maximum Working Pressure (bar)	Wetted Diameter (M)		Swivel (Rotor) Code Color
						LR 20cm Above Ground	LRD 20cm Above Ground	
027	Brown	0.75	6.7	0.5	2.5	4.0	1.5	Dark pink
040	Blue	0.90	9.4	0.5	2.5	5.5	1.5	Dark pink
058	Grey	1.10	13.5	0.5	2.5	7.0	1.5	Black
070	Black	1.20	17.4	0.5	2.5	7.0	2.0	Black
090	Orange	1.40	22.4	0.5	2.5	7.0	2.0	Black
120	Red	1.57	28.8	0.5	2.5	8.0	2.0	Black
150	Sky blue	1.77	37.5	0.5	2.5	8.5	N/A	Grey
200	Yellow	2.04	49.1	0.5	2.5	9.5	N/A	Grey
250	Dark pink	2.28	61.9	0.5	2.5	10.0	N/A	Grey
300	Green	2.48	73.2	0.5	2.5	11.0	N/A	Grey

→ **Ordering Information**

Flowchart to determine the desired product definition

**How to use:** To determine the desired product definition select one of every set of options displayed on the chart.

Emitter		Dispersion Deflector		Head Inlet Connector		Upper Bearing		Flow		Stand Assembly		Connector To Lateral		Accessories	
GyroNet™	GYR	Long range swivel	LR	Press fit	MIC	Everspin™	ESUB	27l/h	027	Head only	HEAD ONLY	Barb	BC	Stream splitter	SP
		Long range with deflector	LRD	Self tapping	STIC	Standard	STUB	40l/h	040	Head + 60cm microtube + stake	60CM W/ STK	Press fit	PFC	AD valve 1.5 / 0.7bar	AD15
			3/8" Male threaded	3/8IC			58l/h	058	Head + 60cm microtube	60CM W/O STK	3/8" Conic press fit	3/8C			
							70l/h	070	Head + 90cm microtube + stake	90CM W/ STK					
							90l/h	090	Head + 90cm microtube	90CM W/O STK					
							120l/h	120	Head + Xcm microtube + stake	XXCM W/ STK					
							150l/h	150	Head + Xcm microtube	XXCM W/O STK					
							200l/h	200			*When selecting an undefined tube length, add the desired length in writing.				
							250l/h	250							
							300l/h	300							

→ **Packaging Data**

GyroNet™ LR & LRD	Quantity P/Box Units	Box Size (cm x cm x cm)	Box Weight (kg)	Boxes P/Pallet	Total Units P/Pallet	Pallet Weight (kg)
Head only	1000	28 x 28 x 57	12.5	32	32000	412
Complete stand (60cm) w/stake	100	18 x 34 x 79	6.3	20	2000	137
Complete stand (60cm) w/o stake	250	18 x 34 x 79	7.1	20	5000	153
Complete stand (90cm) w/stake	150	28 x 27 x 113	7.6	18	2700	147
Complete stand (90cm) w/o stake	200	28 x 27 x 113	8.1	18	3600	155

→ GyroNet™ LR Head Only With Standard Upper Bearing

Model & Nozzle Color	Swivel Color	STIC	MIC	3/8IC
027 / Brown	Dark pink			
040 / Blue				
058 / Grey	Black			
070 / Black				
090 / Orange				64000-078621
120 / Red				64000-078800
150 / Sky blue	Grey			64000-079000
200 / Yellow				
250 / Dark pink				
300 / Green				

→ GyroNet™ LR Head Only With Everspin™ Upper Bearing

Model & Nozzle Color	Swivel Color	STIC	MIC	3/8IC
027 / Brown	Dark pink			
040 / Blue				
058 / Grey	Black			
070 / Black				
090 / Orange				
120 / Red				
150 / Sky blue	Grey			
200 / Yellow				
250 / Dark pink				
300 / Green				

- Background color defines the code color of the respective swivel

→ GyroNet™ LR Assembly Stands With Stake

**How to use:** Replace **X** with: inlet connector type / **Y** with: flow rate / **Z** with: microtube length

**BC** = Barb connector to lateral / **PFC** = Press fit to lateral

	Flow Rate (l/h)	60cm		90cm	
		STIC	MIC	STIC	MIC
<b>BC</b>  <b>Code Master</b> GYR LR <b>X</b> STUB <b>Y</b> L/H <b>Z</b> CM W/STK BC  <b>Example</b> GYR LR <b>STIC</b> STUB <b>027</b> L/H <b>60</b> CM W/STK BC	27	64000-000880		64000-000930	
	40	64000-001400	64000-020700	64000-001800	64000-021100
	58			64000-002296	
	70	64000-002700	64000-022000	64000-003100	64000-022400
	90	64000-003575			
	120	64000-004000	64000-023300	64000-004400	64000-023700
	150				
	200				
	250				
	300				

<b>PFC</b>  <b>Code Master</b> GYR LR <b>X</b> STUB <b>Y</b> L/H <b>Z</b> CM W/STK PFC  <b>Example</b> GYR LR <b>MIC</b> STUB <b>040</b> L/H <b>90</b> CM W/STK PFC	27				
	40	64000-001300	64000-020600	64000-001700	64000-021000
	58	64000-002290			
	70	64000-002600	64000-021900	64000-003000	64000-022300
	90				64000-022854
	120		64000-023200	64000-004300	64000-023600
	150				64000-037000
	200				
	250				
	300				

→ GyroNet™ LR Assembly Stands Without Stake

**How to use:** Replace **X** with: inlet connector type / **Y** with: flow rate / **Z** with: microtube length

**BC** = Barb connector to lateral / **PFC** = Press fit to lateral

		60cm		90cm		
		Flow Rate (l/h)	STIC	MIC	STIC	MIC
<b>BC</b>	<b>Code Master</b> GYR LR <b>X</b> STUB <b>Y</b> L/H <b>Z</b> CM W/O STK BC  <b>Example</b> GYR LR <b>STIC</b> STUB <b>090</b> L/H <b>60</b> CM W/O STK BC	27	64000-000835			
		40	64000-001200	64000-020500	64000-001600	64000-020900
		58	64000-002285		64000-002295	
		70	64000-002500	64000-021800	64000-003110	64000-022200
		90	64000-003570		64000-003578	64000-023500
		120		64000-023100	64000-004200	
		150		64000-035750		
		200		64000-071560		
		250				
		300				
<b>PFC</b>	<b>Code Master</b> GYR LR <b>X</b> STUB <b>Y</b> L/H <b>Z</b> CM W/O STK PFC  <b>Example</b> GYR LR <b>MIC</b> STUB <b>110</b> L/H <b>90</b> CM W/O STK PFC	27	64000-000850			64000-500320
		40	64000-001100	64000-020400	64000-001500	64000-020800
		58	64000-002280			
		70	64000-002400	64000-021700	64000-002800	64000-022100
		90	64000-003578			
		120	64000-003700	64000-023000	64000-004100	64000-023640
		150	64000-004853	64000-070050		64000-070500
		200				
		250				64000-073500
		300		64000-074550		

- Missing catalog numbers available upon request

- Other stand combinations can be ordered based on the attached flowchart which can help determine the desired product requirement.



→ GyroNet™ LRD Head Only With Standard Upper Bearing

Model & Nozzle Color	Swivel Color	STIC	MIC	3/8IC
027 / Brown	Dark pink			
040 / Blue				
058 / Grey	Black			
070 / Black				
090 / Orange				
120 / Red				
150 / Sky blue	Grey			
200 / Yellow				
250 / Dark pink				
300 / Green				

→ GyroNet™ LRD Head Only With Everspin™ Upper Bearing

Model & Nozzle Color	Swivel Color	STIC	MIC	3/8IC
027 / Brown	Dark pink			
040 / Blue				
058 / Grey	Black			
070 / Black				
090 / Orange				
120 / Red				
150 / Sky blue	Grey			
200 / Yellow				
250 / Dark pink				
300 / Green				

- Background color defines the code color of the respective swivel

→ GyroNet™ LRD Assembly Stands With Stake

**How to use:** Replace **X** with: inlet connector type / **Y** with: flow rate / **Z** with: microtube length

**BC** = Barb connector to lateral / **PFC** = Press fit to lateral

		60cm		90cm		
		Flow Rate (l/h)	STIC	MIC	STIC	MIC
<b>BC</b>	<b>Code Master</b> GYR LRD <b>X</b> STUB <b>Y</b> L/H <b>Z</b> CM W/STK BC  <b>Example</b> GYR LRD <b>STIC</b> STUB <b>027</b> L/H <b>60</b> CM W/STK BC	27		64000-024180		64000-024190
		40	64000-005300	64000-024600	64000-005700	64000-025000
		58		64000-025415		
		70	64000-006550	64000-025850	64000-006950	64000-026160
		90		64000-026657		64000-026685
		120	64000-007800	64000-027100	64000-008200	
		150				64000-027500
		200				64000-000017
		250				
		300				
<b>PFC</b>	<b>Code Master</b> GYR LRD <b>X</b> STUB <b>Y</b> L/H <b>Z</b> CM W/STK PFC  <b>Example</b> GYR LRD <b>MIC</b> STUB <b>040</b> L/H <b>90</b> CM W/STK PFC	27				
		40	64000-005200	64000-024500	64000-005600	64000-024900
		58				64000-025430
		70	64000-006450	64000-025750	64000-006850	64000-026150
		90				64000-026690
		120	64000-007700	64000-027000	64000-008100	64000-027400
		150				
		200				
		250				
		300				

→ GyroNet™ LRD Assembly Stands Without Stake

**How to use:** Replace **X** with: inlet connector type / **Y** with: flow rate / **Z** with: microtube length

**BC** = Barb connector to lateral / **PFC** = Press fit to lateral

		60cm		90cm		
		Flow Rate (l/h)	STIC	MIC	STIC	MIC
<b>BC</b>	<p><b>Code Master</b> GYR LRD <b>X</b> STUB <b>Y</b> L/H <b>Z</b> CM W/O STK BC</p> <p><b>Example</b> GYR LRD <b>STIC</b> STUB <b>090</b> L/H <b>60</b> CM W/O STK BC</p>	27				
		40	64000-005100	64000-024400	64000-005500	64000-024800
		58				
		70	64000-006290	64000-025650	64000-006750	64000-026050
		90				
		120	64000-007600	64000-026900	64000-007900	64000-027300
		150				
		200				
		250				
		300				
<b>PFC</b>	<p><b>Code Master</b> GYR LRD <b>X</b> STUB <b>Y</b> L/H <b>Z</b> CM W/STK PFC</p> <p><b>Example</b> GYR LRD <b>MIC</b> STUB <b>110</b> L/H <b>90</b> CM W/STK PFC</p>	27				
		40	64000-005000	64000-024300	64000-005400	64000-024700
		58				
		70	64000-006250	64000-025550	64000-006650	64000-025950
		90		64000-026660		64000-026660
		120	64000-007500	64000-026800	64000-007900	64000-027200
		150				
		200				
		250				
		300				

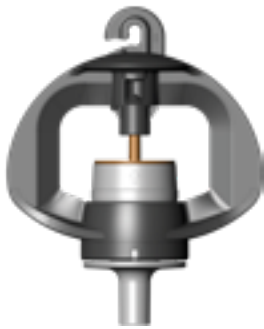
- Missing catalog numbers available upon request

- Other stand combinations can be ordered based on the attached flowchart which can help determine the desired product requirement.

# GyroNet™ MR & MRD

## MIDDLE RANGE & MIDDLE RANGE WITH DEFLECTOR

Irrigation of tree plantations with mid-size root volumes in flat terrains.



Anti-ant  
mechanism



High clogging  
resistance



Higher reliability  
& longevity

Applications



Under tree  
irrigation



Orchards  
frost  
mitigation



Orchards  
cooling

## / Benefits & Features

- Ensures higher crop uniformity  
Thanks to unique design of the sprinkler's rotor water channel
- Reduced maintenance and repair cost  
The GyroNet™ has pop-up swivel, functions as anti-ant mechanism, preventing insect penetration into the area of the micro-sprinkler nozzle
- Higher reliability & longevity  
Long-term reliable service, simple, modular parts, clog resistant design  
Specialty raw material makes it resistant to all agrochemicals & weather conditions

# Specifications & Recommendations

- ✓ MR is a dynamic swivel irrigating a Medium Range area as single head
- ✓ MRD, Medium Range with Deflector. The stream deflector concentrates all the water in the area close to the young tree, and it can be broken, allowing for extended irrigation diameter
- ✓ 4 different flow rates: 27, 40, 58, 70l/h
- ✓ Nominal flow rate at: 1.7bar
- ✓ Recommended pressure range: 1.5-2.5bar
- ✓ 3 types of inlet connectors: Self-tapping, Press fit, 3/8"
- ✓ 2 types of upper bearing:
  - Standard = STUB - for normal water
  - Everspin™ = ESUB - for harsh conditions
- ✓ MR swivel colored Brown for all flow rates
- ✓ The nozzle is color coded for easy identification of the flow rate
- ✓ Conformity with ISO 8026 standards (SI 1406)
- ✓ Recommended filtration\*: 200 mic./80mesh

\*Note: Filtration method shall be selected based on the type and concentration of the dirt particles contained in the water. Wherever sand exceeding 2ppm exists in the water, a Hydrocyclone shall be installed before the main filter. Wherever sand/ silt/ clay solids exceed 100ppm, pre-treatment shall be applied according to Netafim™ instructions

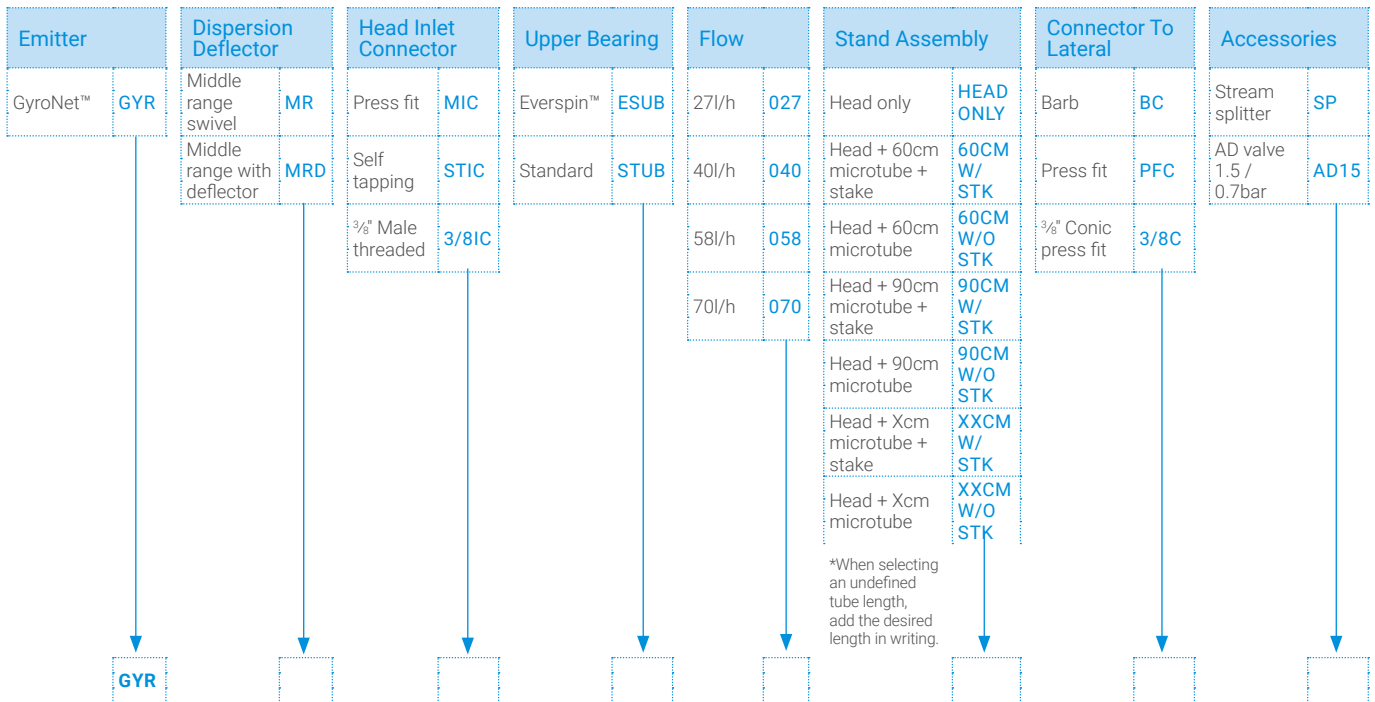
## → Technical Data

Model	Nozzle Code Color	Nozzle Size (mm)	Constant K	Exponent X	Maximum Working Pressure (bar)	Wetted Diameter (M)		Swivel (Rotor) Code Color
						MR 20cm Above Ground	MRD 25cm Above Ground	
027	Brown	0.75	6.7	0.5	2.5	4.5	2.0	Brown
040	Blue	0.90	9.4	0.5	2.5	5.5	2.5	
058	Grey	1.10	13.5	0.5	2.5	6.5	2.5	
070	Black	1.20	17.4	0.5	2.5	6.5	2.5	

## → Ordering Information

Flowchart to determine the desired product definition

**How to use:** To determine the desired product definition select one of every set of options displayed on the chart.



## → Packaging Data

GyroNet™ MR & MRD	Quantity P/Box Units	Box Size (cm x cm x cm)	Box Weight (kg)	Boxes P/Pallet	Total Units P/Pallet	Pallet Weight (kg)
Head only	1000	28 x 28 x 57	12.5	32	32000	412
Complete stand (60cm) w/stake	100	18 x 34 x 79	6.3	20	2000	137
Complete stand (60cm) w/o stake	250	18 x 34 x 79	7.1	20	5000	153
Complete stand (90cm) w/stake	150	28 x 27 x 113	7.6	18	2700	147
Complete stand (90cm) w/o stake	200	28 x 27 x 113	8.1	18	3600	155



→ GyroNet™ MR Head Only With Standard Upper Bearing

Model & Nozzle Color	Swivel Color	STIC	MIC	3/8IC
027 / Brown	Dark pink		64000-000700	
040 / Blue				
058 / Grey	Black		64000-000710	
070 / Black				
090 / Orange				
120 / Red				
150 / Sky blue	Grey			
200 / Yellow				
250 / Dark pink				
300 / Green				

→ GyroNet™ MR Head Only With Everspin™ Upper Bearing

Model & Nozzle Color	Swivel Color	STIC	MIC	3/8IC
027 / Brown	Dark pink	64000-000016		
040 / Blue			64000-000705	
058 / Grey	Black			
070 / Black			64000-000008	
090 / Orange			64000-000010	
120 / Red				
150 / Sky blue	Grey			
200 / Yellow				
250 / Dark pink				
300 / Green				

- Background color defines the code color of the respective swivel

→ GyroNet™ MR Assembly Stands With Stake\*

**How to use:** Replace **X** with: inlet connector type / **Y** with: flow rate / **Z** with: microtube length

**BC** = Barb connector to lateral / **PFC** = Press fit to lateral

	Flow Rate (l/h)	60cm		90cm	
		STIC	MIC	STIC	MIC
<b>BC</b>  <b>Code Master</b> GYR MR <b>X</b> STUB <b>Y</b> L/H <b>Z</b> CM W/STK BC  <b>Example</b> GYR MR <b>STIC</b> STUB <b>027</b> L/H <b>60</b> CM W/STK BC	27				
	40				
	58				
	70				
	90				
	120				
	150				
	200				
	250				
	300				
<b>PFC</b>  <b>Code Master</b> GYR MR <b>X</b> STUB <b>Y</b> L/H <b>Z</b> CM W/STK PFC  <b>Example</b> GYR MR <b>MIC</b> STUB <b>040</b> L/H <b>90</b> CM W/STK PFC	27				
	40				
	58				
	70				
	90				
	120				
	150				
	200				
	250				
	300				

→ GyroNet™ MR Assembly Stands Without Stake\*

**How to use:** Replace **X** with: inlet connector type / **Y** with: flow rate / **Z** with: microtube length

**BC** = Barb connector to lateral / **PFC** = Press fit to lateral

		60cm		90cm		
		Flow Rate (l/h)	STIC	MIC	STIC	MIC
<b>BC</b>	<p><b>Code Master</b> GYR MR <b>X</b> STUB <b>Y</b> L/H <b>Z</b> CM W/O STK BC</p> <p><b>Example</b> GYR MR <b>STIC</b> STUB <b>090</b> L/H <b>60</b> CM W/O STK BC</p>	27				
		40				
		58				
		70				
		90				
		120				
		150				
		200				
		250				
		300				
<b>PFC</b>	<p><b>Code Master</b> GYR MR <b>X</b> STUB <b>Y</b> L/H <b>Z</b> CM W/STK PFC</p> <p><b>Example</b> GYR MR <b>MIC</b> STUB <b>110</b> L/H <b>90</b> CM W/STK PFC</p>	27				
		40				
		58				
		70				
		90				
		120				
		150				
		200				
		250				
		300				

- Missing catalog numbers available upon request

- Other stand combinations can be ordered based on the attached flowchart which can help determine the desired product requirement.

→ GyroNet™ MRD Head Only With Standard Upper Bearing

Model & Nozzle Color	Swivel Color	STIC	MIC	3/8IC
027 / Brown	Dark pink			
040 / Blue				
058 / Grey	Black			
070 / Black				
090 / Orange				
120 / Red				
150 / Sky blue	Grey			
200 / Yellow				
250 / Dark pink				
300 / Green				

→ GyroNet™ MRD Head Only With Everspin™ Upper Bearing

Model & Nozzle Color	Swivel Color	STIC	MIC	3/8IC
027 / Brown	Dark pink			
040 / Blue		64000-000013		
058 / Grey	Black			
070 / Black				
090 / Orange				
120 / Red				
150 / Sky blue	Grey			
200 / Yellow				
250 / Dark pink				
300 / Green				

- Background color defines the code color of the respective swivel

→ GyroNet™ MRD Assembly Stands With Stake\*

**How to use:** Replace **X** with: inlet connector type / **Y** with: flow rate / **Z** with: microtube length

**BC** = Barb connector to lateral / **PFC** = Press fit to lateral

	Flow Rate (l/h)	60cm		90cm	
		STIC	MIC	STIC	MIC
<b>BC</b>  <b>Code Master</b> GYR MRD <b>X</b> STUB <b>Y</b> L/H <b>Z</b> CM W/STK BC  <b>Example</b> GYR MRD <b>STIC</b> STUB <b>027</b> L/H <b>60</b> CM W/STK BC	27				
	40				
	58				
	70				
	90				
	120				
	150				
	200				
	250				
	300				
<b>PFC</b>  <b>Code Master</b> GYR MRD <b>X</b> STUB <b>Y</b> L/H <b>Z</b> CM W/STK PFC  <b>Example</b> GYR MRD <b>MIC</b> STUB <b>040</b> L/H <b>90</b> CM W/STK PFC	27				
	40				
	58				
	70				
	90				
	120				
	150				
	200				
	250				
	300				

→ GyroNet™ MRD Assembly Stands Without Stake\*

**How to use:** Replace **X** with: inlet connector type / **Y** with: flow rate / **Z** with: microtube length

**BC** = Barb connector to lateral / **PFC** = Press fit to lateral

		60cm		90cm		
		Flow Rate (l/h)	STIC	MIC	STIC	MIC
<b>BC</b>	<p><b>Code Master</b> GYR MRD <b>X</b> STUB <b>Y</b> L/H <b>Z</b> CM W/O STK BC</p> <p><b>Example</b> GYR MRD <b>STIC</b> STUB <b>090</b> L/H <b>60</b> CM W/O STK BC</p>	27				
		40				
		58				
		70				
		90				
		120				
		150				
		200				
		250				
		300				
<b>PFC</b>	<p><b>Code Master</b> GYR MRD <b>X</b> STUB <b>Y</b> L/H <b>Z</b> CM W/STK PFC</p> <p><b>Example</b> GYR MRD <b>MIC</b> STUB <b>110</b> L/H <b>90</b> CM W/STK PFC</p>	27				
		40				
		58				
		70				
		90				
		120				
		150				
		200				
		250				
		300				

- Missing catalog numbers available upon request

- Other stand combinations can be ordered based on the attached flowchart which can help determine the desired product requirement.

# GyroNet™ SR & SRD

## SHORT RANGE & SHORT RANGE WITH DEFLECTOR

Irrigation of tree plantations with small root zone size in flat terrians, where ground is shaded by the foliage, to ensure dry strips between the rows.



Anti-ant  
mechanism



High clogging  
resistance



Higher reliability  
& longevity

Applications



Under tree  
irrigation



Orchards  
frost  
mitigation



Orchards  
cooling

## / Benefits & Features

- Ensures higher crop uniformity  
Thanks to unique design of the sprinkler's rotor water channel
- Reduced maintenance and repair cost  
The GyroNet™ has pop-up swivel, functions as anti-ant mechanism, preventing insect penetration into the area of the micro-sprinkler nozzle
- Higher reliability & longevity  
Long-term reliable service, simple, modular parts, clog resistant design  
Specialty raw material makes it resistant to all agrochemicals & weather conditions



# / Specifications & Recommendations

- ✔ SR is a dynamic swivel irrigating a Short Range area as single head
- ✔ SRD, Short Range with Deflector. The stream deflector concentrates all the water in the area close to the young tree, and it can be broken, allowing for extended irrigation diameter
- ✔ 10 different flow rates: 27, 40, 58, 70, 90, 120, 150, 200, 250, 300l/h
- ✔ Nominal flow rate at: 1.7bar
- ✔ Recommended pressure range: 1.5-2.5bar
- ✔ 3 types of inlet connectors: Self-tapping, Press fit, 3/8"
- ✔ 4 types of upper bearing:
  - Standard = STUB - for normal water
  - Everspin™ = ESUB - for harsh conditions
  - Spring = SPUB, for upside-down installation
  - Everspin+Spring = SPES
- ✔ SR swivel colored Blue for all flow rates
- ✔ The nozzle is color coded for easy identification of the flow rate
- ✔ Conformity with ISO 8026 standards (SI 1406)
- ✔ Recommended filtration\*: 200 mic./80mesh

\*Note: Filtration method shall be selected based on the type and concentration of the dirt particles contained in the water. Wherever sand exceeding 2ppm exists in the water, a Hydrocyclone shall be installed before the main filter. Wherever sand/ silt/ clay solids exceed 100ppm, pre-treatment shall be applied according to Netafim™ instructions

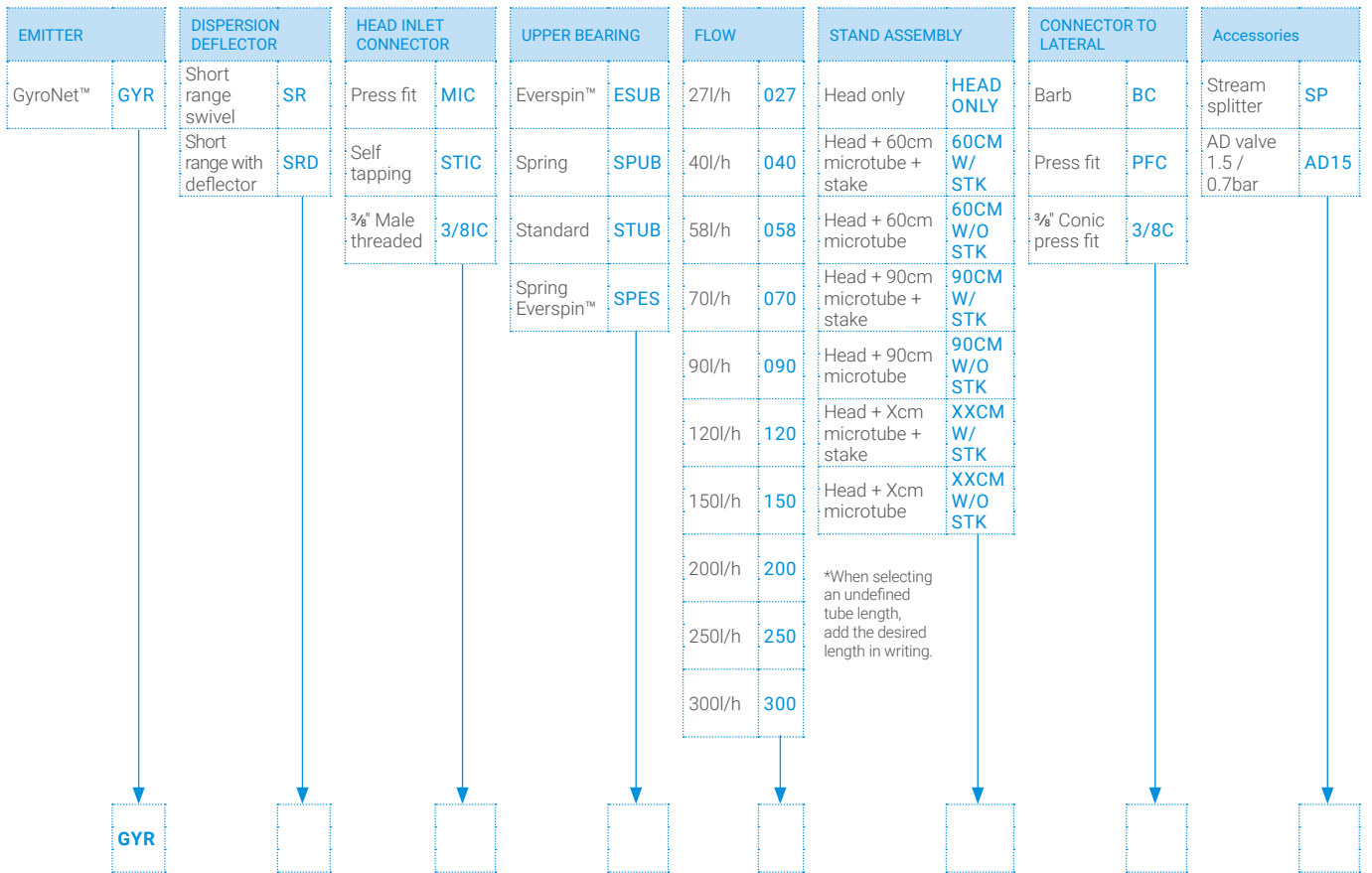
## → Technical Data

Model	Nozzle Code Color	Nozzle Size (mm)	Constant K	Exponent X	Maximum Working Pressure (bar)	Wetted Diameter (m)		Swivel (Rotor) Code Color
						SR 20cm Above Ground	SRD 20cm Above Ground	
027	Brown	0.75	6.7	0.5	2.5	3.5	1.3	Blue
040	Blue	0.90	9.4	0.5	2.5	4.5	1.3	
058	Grey	1.10	13.5	0.5	2.5	5.0	1.3	
070	Black	1.20	17.4	0.5	2.5	5.5	1.3	
090	Orange	1.40	22.4	0.5	2.5	6.0	1.3	
120	Red	1.57	28.8	0.5	2.5	6.5	1.3	
150	Sky blue	1.77	37.5	0.5	2.5	7.0	2.5	
200	Yellow	2.04	49.1	0.5	2.5	8.5	2.5	
250	Dark pink	2.28	61.9	0.5	2.5	8.5	3.5	
300	Green	2.48	73.2	0.5	2.5	8.5	3.5	

→ **Ordering Information**

Flowchart to determine the desired product definition

**How to use:** To determine the desired product definition select one of every set of options displayed on the chart.



→ **Packaging Data**

GyroNet™ LR & LRD	Quantity P/Box Units	Box Size (cm x cm x cm)	Box Weight (kg)	Boxes P/Pallet	Total Units P/Pallet	Pallet Weight (kg)
Head only	1000	28 x 28 x 57	12.5	32	32000	412
Complete stand (60cm) w/stake	100	18 x 34 x 79	6.3	20	2000	137
Complete stand (60cm) w/o stake	250	18 x 34 x 79	7.1	20	5000	153
Complete stand (90cm) w/stake	150	28 x 27 x 113	7.6	18	2700	147
Complete stand (90cm) w/o stake	200	28 x 27 x 113	8.1	18	3600	155

→ **GyroNet™ SR Head Only With Standard Upper Bearing**

Model & Nozzle Color	Swivel Color	STIC	MIC	3/8IC
027 / Brown	Blue			
040 / Blue				
058 / Grey				
070 / Black				
090 / Orange				64000-076700
120 / Red				
150 / Sky blue				
200 / Yellow				64000-077200
250 / Dark pink				
300 / Green				

- Background color defines the code color of the respective swivel

→ GyroNet™ SR Head Only With Everspin™ Upper Bearing

Model & Nozzle Color	Swivel Color	STIC	MIC	3/8IC	
027 / Brown	Blue				
040 / Blue					
058 / Grey					
070 / Black					
090 / Orange					
120 / Red					
150 / Sky blue			64000-000007		64000-077020
200 / Yellow					64000-077220
250 / Dark pink					
300 / Green					

→ GyroNet™ SR Head Only With Spring Upper Bearing

Model & Nozzle Color	Swivel Color	STIC	MIC	3/8IC	
027 / Brown	Blue				
040 / Blue					
058 / Grey					
070 / Black			64000-009960		
090 / Orange					
120 / Red					
150 / Sky blue					
200 / Yellow					
250 / Dark pink				64000-038510	
300 / Green					

- Background color defines the code color of the respective swivel

→ GyroNet™ SR Assembly Stands With Stake\*

**How to use:** Replace **X** with: inlet connector type / **Y** with: flow rate / **Z** with: microtube length

**BC** = Barb connector to lateral / **PFC** = Press fit to lateral

	Flow Rate (l/h)	60cm		90cm	
		STIC	MIC	STIC	MIC
<b>BC</b>  <b>Code Master</b> GYR SR <b>X</b> STUB <b>Y</b> L/H <b>Z</b> CM W/STK BC  <b>Example</b> GYR SR <b>STIC</b> STUB <b>020</b> L/H <b>60</b> CM W/STK BC	27				
	40				
	58				
	70				
	90				
	120				
	150				
	200				
	250				
	300				
<b>PFC</b>  <b>Code Master</b> GYR SR <b>X</b> STUB <b>Y</b> L/H <b>Z</b> CM W/STK PFC  <b>Example</b> GYR SR <b>MIC</b> STUB <b>020</b> L/H <b>30</b> CM W/STK PFC	27				
	40				
	58				
	70				
	90				
	120				
	150				
	200				
	250				
	300				

→ GyroNet™ SR Assembly Stands Without Stake\*

**How to use:** Replace **X** with: inlet connector type / **Y** with: flow rate / **Z** with: microtube length

**BC** = Barb connector to lateral / **PFC** = Press fit to lateral

		60cm		90cm	
		STIC	MIC	STIC	MIC
<b>BC</b>	<b>Code Master</b> GYR SR <b>X</b> STUB <b>Y</b> L/H <b>Z</b> CM W/O STK BC				
	<b>Example</b> GYR SR <b>STIC</b> STUB <b>020</b> L/H <b>60</b> CM W/O STK BC				
	27				
	40				
	58				
	70				
	90				
	120				
	150				
	200				
<b>PFC</b>	<b>Code Master</b> GYR SR <b>X</b> STUB <b>Y</b> L/H <b>Z</b> CM W/O STK PFC				
	<b>Example</b> GYR SR <b>MIC</b> STUB <b>020</b> L/H <b>30</b> CM W/O STK PFC				
	27				
	40				
	58				
	70				
	90				
	120				
	150				
	200				
250					
300					

- Missing catalog numbers available upon request

- Other stand combinations can be ordered based on the attached flowchart which can help determine the desired product requirement.

→ GyroNet™ SRD Head Only With Standard Upper Bearing

Model & Nozzle Color	Swivel Color	STIC	MIC	3/8IC
027 / Brown	Blue			
040 / Blue				
058 / Grey				
070 / Black				
090 / Orange				
120 / Red				64000-077805
150 / Sky blue				64000-078000
200 / Yellow				
250 / Dark pink				
300 / Green				

→ GyroNet™ SRD Head Only With Everspin™ Upper Bearing

Model & Nozzle Color	Swivel Color	STIC	MIC	3/8IC
027 / Brown	Blue			
040 / Blue				
058 / Grey				
070 / Black				
090 / Orange				
120 / Red				64000-077820
150 / Sky blue				64000-078020
200 / Yellow				
250 / Dark pink				
300 / Green				

- Background color defines the code color of the respective swivel

→ GyroNet™ SRD Assembly Stands With Stake

How to use: Replace **X** with: inlet connector type / **Y** with: flow rate / **Z** with: microtube length

BC = Barb connector to lateral / PFC = Press fit to lateral

	Flow Rate (l/h)	60cm		90cm	
		STIC	MIC	STIC	MIC
<b>BC</b> Code Master GYR SRD <b>X</b> STUB <b>Y</b> L/H <b>Z</b> CM W/STK BC  Example GYR SRD <b>STIC</b> STUB <b>020</b> L/H <b>60</b> CM W/STK BC	27		64000-031840		
	40	64000-012950	64000-032250	64000-013350	64000-032650
	58		64000-033140	64000-013845	
	70	64000-014250	64000-033550		64000-033950
	90		64000-034420	64000-014650	
	120	64000-015550	64000-034850	64000-015950	64000-035250
	150				
	200		64000-039510		
	250				
	300				

<b>PFC</b> Code Master GYR SRD <b>X</b> STUB <b>Y</b> L/H <b>Z</b> CM W/STK PFC  Example GYR SRD <b>MIC</b> STUB <b>020</b> L/H <b>30</b> CM W/STK PFC	27				
	40	64000-012850	64000-032150	64000-013250	64000-032550
	58				
	70	64000-014150	64000-033450	64000-014550	64000-033850
	90				64000-034415
	120	64000-015450		64000-015850	64000-035150
	150				
	200				
	250				
	300				



→ GyroNet™ SRD Assembly Stands **Without Stake**

**How to use:** Replace **X** with: inlet connector type / **Y** with: flow rate / **Z** with: microtube length

**BC** = Barb connector to lateral / **PFC** = Press fit to lateral

		60cm		90cm		
		Flow Rate (l/h)	STIC	MIC	STIC	MIC
<b>BC</b>	<b>Code Master</b> GYR SRD <b>X</b> STUB <b>Y</b> L/H <b>Z</b> CM W/O STK BC  <b>Example</b> GYR SRD <b>STIC</b> STUB <b>020</b> L/H <b>60</b> CM W/O STK BC	27	64000-012535	64000-000009	64000-012540	
		40	64000-012750	64000-032050	64000-013150	64000-032450
		58				
		70	64000-014050	64000-033560	64000-014450	64000-033750
		90	64000-015350			
		120		64000-034650	64000-015750	64000-035050
		150				
		200		64000-039520		
		250				
		300				
<b>PFC</b>	<b>Code Master</b> GYR SRD <b>X</b> STUB <b>Y</b> L/H <b>Z</b> CM W/O STK PFC  <b>Example</b> GYR SRD <b>MIC</b> STUB <b>020</b> L/H <b>30</b> CM W/O STK PFC	27				
		40	64000-012650	64000-031950	64000-013050	64000-032350
		58				
		70	64000-013950	64000-033250	64000-014350	64000-033650
		90				
		120	64000-015250	64000-034550	64000-015650	64000-034950
		150				
		200				
		250				
		300				

- Missing catalog numbers available upon request

- Other stand combinations can be ordered based on the attached flowchart which can help determine the desired product requirement.

# GyroNet™ UD

## UPSIDE DOWN

For upside-down Irrigation below the tree, to keep the ground clear.



Anti-ant  
mechanism



High clogging  
resistance



Higher reliability  
& longevity

Applications



Under tree irrigation  
as single head

## / Benefits & Features

- Ensures higher crop uniformity  
Thanks to unique design of the sprinkler's rotor water channel
- Reduced maintenance and repair cost  
Spring upper bearing with anti-ant mechanism keeps the swivel closed in inverted installation and preventing insect penetration into the area of the micro sprinkler nozzle
- Higher reliability & longevity  
Special row materials made the SuperNet™ resistant to all agrochemicals & weather conditions

# Specifications & Recommendations

- ✔ UD is a dynamic swivel for irrigation in Upside-down installation as single head
- ✔ 3 different flow rates: 40, 58, 70l/h
- ✔ Nominal flow rate at: 1.7bar
- ✔ Recommended pressure range: 1.5-2.5bar
- ✔ 2 types of inlet connectors: Self-tapping, Press fit
- ✔ 2 types of upper bearing:
  - Spring = SPUB, special design of upper bearing with spring technology, that keeps the swivel closed in inverted installation
  - Everspin+Spring = SPES, Upper bearing with spring and Everspin™ technology for harsh conditions
- ✔ UD swivel color for all flow rates is Green
- ✔ UD swivel colored Green for all flow rates
- ✔ Conformity with ISO 8026 standards (SI 1406)
- ✔ Recommended filtration\*: 200 mic./80mesh

\*Note: Filtration method shall be selected based on the type and concentration of the dirt particles contained in the water. Wherever sand exceeding 2ppm exists in the water, a Hydrocyclone shall be installed before the main filter. Wherever sand/ silt/ clay solids exceed 100ppm, pre-treatment shall be applied according to Netafim™ instructions

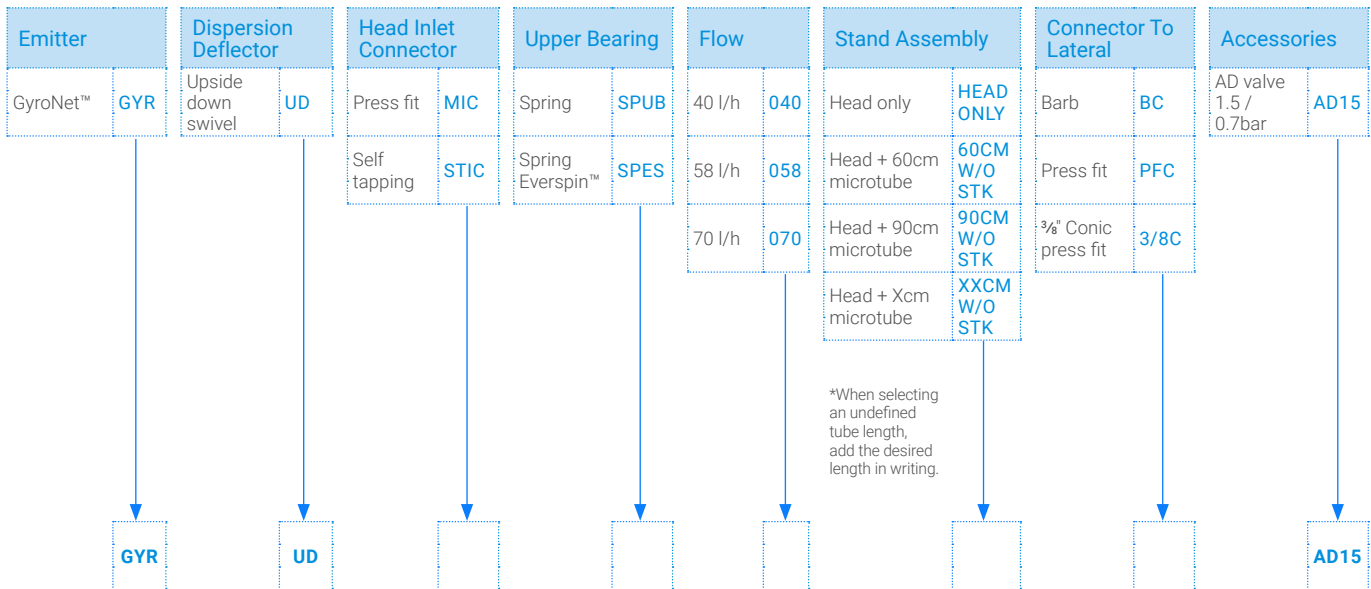
## → Technical Data

Model	Nozzle Code Color	Nozzle Size (mm)	Constant K	Exponent X	Maximum Working Pressure (bar)	Wetted Diameter (m)		Swivel (Rotor) Code Color
						UD 50cm Above Ground		
040	Blue	0.90	9.4	0.5	2.5	5.5		Green
058	Grey	1.10	13.5	0.5	2.5	7.0		
070	Black	1.20	17.4	0.5	2.5	7.0		

## → Ordering Information

Flowchart to determine the desired product definition

**How to use:** To determine the desired product definition select one of every set of options displayed on the chart.



## → Packaging Data

GyroNet™ UD	Qty. P/ Box Units	Box Size (cm x cm x cm)	Box Weight (kg)	Boxes P/Pallet	Total Units P/Pallet	Pallet Weight (kg)
Head only	1000	28 x 28 x 57	12.5	32	32000	412
Complete stand, 30cm tube length with stabilizer	150	28 x 28 x 57	10.1	32	4800	323
Complete stand, 60cm tube length with stabilizer	150	18 x 34 x 79	10.5	20	3000	210
Complete stand, 90cm tube length with stabilizer	150	28 x 27 x 113	11.4	16	2400	183

→ GyroNet™ UD Head Only With Standard Upper Bearing

Model & Nozzle Color	Swivel Color	STIC	MIC
040 / Blue	Green	64000-098990	64000-090990
058 / Grey		64000-099990	64000-091990
070 / Black		64000-100990	64000-092990

- Background color defines the code color of the respective swivel

→ GyroNet™ UD Head Only With Spring Upper Bearing

Model & Nozzle Color	Swivel Color	STIC	MIC
040 / Blue	Green	64000-099000	64000-091000
058 / Grey		64000-100000	64000-092000
070 / Black		64000-101000	64000-093000
090 / Orange		64000-102000	64000-094000

- Background color defines the code color of the respective swivel

→ GyroNet™ UD Assembly Stands With Stake

**How to use:** Replace **X** with: inlet connector type / **Y** with: flow rate / **Z** with: microtube length

**PFC** = Press fit to lateral

PFC	Code Master GYR SRD <b>X</b> STUB <b>Y</b> L/H <b>Z</b> CM W/STK BC	Flow Rate (l/h)	30cm		60cm	
			STIC	MIC	STIC	MIC
PFC	Example GYR SRD <b>STIC</b> STUB <b>020</b> L/H <b>60</b> CM W/STK BC	40	64000-099100	64000-091200		
		58	64000-100110	64000-092200		
		70		64000-093240		

- Missing catalog numbers available upon request

- Other stand combinations can be ordered based on the attached flowchart which can help determine the desired product requirement.

# GyroNet™ Jet

## JET IRRIGATION

For harsh water containing large amount of sand thus causing excessive wear of standard rotating swivel.



Anti-ant mechanism



Jet deflector technology



Higher reliability & longevity

Applications



Under tree irrigation as single head

## / Benefits & Features

- Ensures higher crop uniformity  
Thanks to unique design of the sprinkler's deflector water channel
- Reduced maintenance and repair cost  
The GyroNet™ JET has pop-up static deflector, functions as anti-ant mechanism, preventing insect penetration into the area of the micro-sprinkler nozzle
- Higher reliability & longevity  
The static Jet deflector technology is designed for harsh water containing large amount of sand thus causing excessive wear of the standard dynamic swivel  
Special row materials made the GyroNet™ resistant to all agrochemicals & weather conditions



# Specifications & Recommendations

- ✓ JET is a static deflector for irrigation with harsh water conditions
- ✓ 5 different flow rates: 40, 50, 58, 70, 90, 120l/h
- ✓ Nominal flow rate at: 1.7bar
- ✓ Recommended pressure range: 1.5-2.5bar
- ✓ 2 types of inlet connectors: Self-tapping, Press fit
- ✓ Special upper bearing:
  - STUB = Square hole upper bearing, holds the deflector from spinning
- ✓ 5 types of static deflectors:
  - 360degrees (12 jets)
  - 300degrees (10 Jets)
  - 2 x 90 (butterfly) (8 jets)
  - 180degrees (6 jets)
  - 90degrees (4 jets)
- ✓ JET deflector color for all flow rates is Orange
- ✓ JET deflector colored Orange for all flow rates
- ✓ Recommended filtration\*: 200 mic./80mesh

\*Note: Filtration method shall be selected based on the type and concentration of the dirt particles contained in the water. Wherever sand exceeding 2ppm exists in the water, a Hydrocyclone shall be installed before the main filter. Wherever sand/ silt/ clay solids exceed 100ppm, pre-treatment shall be applied according to Netafim™ instructions

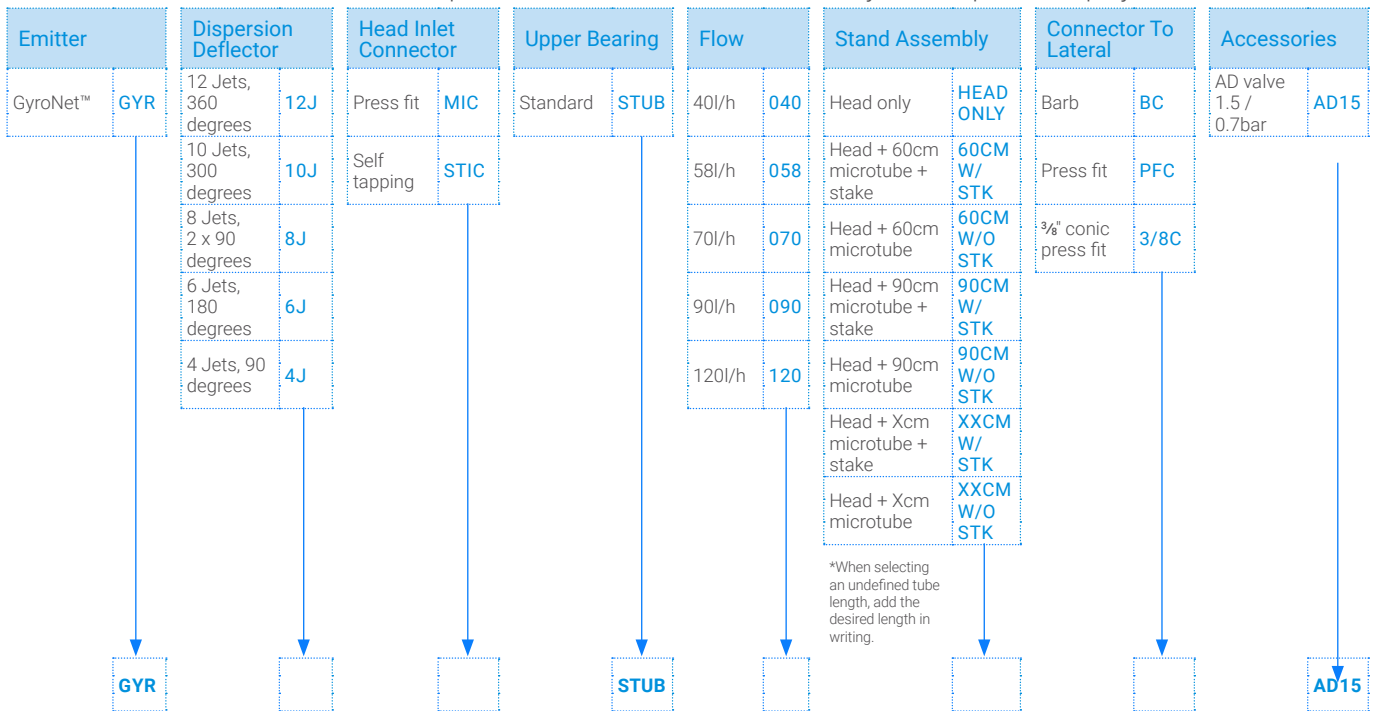
## → Technical Data

Model	Nozzle Code Color	Nozzle Size (mm)	Constant K	Exponent X	Maximum Working Pressure (bar)	Wetted Radius (m) 20cm Above Ground					Deflector Code Color
						360 Degrees 12 Jets	360 Degrees 10 Jets	Butterfly 2x4 Jets	180 Degrees 6 Jets	90 Degrees 4 Jets	
040	Blue	0.90	9.4	0.5	2.5	2.3	2.9	2.6	3.1	2.4	Orange
058	Grey	1.10	13.5	0.5	2.5	2.6	3.0	2.9	3.4	3.4	
070	Black	1.20	17.4	0.5	2.5	2.8	3.4	3.0	3.4	3.7	
090	Orange	1.40	22.4	0.5	2.5	3.2	3.6	3.2	4.0	3.0	
120	Red	1.57	28.8	0.5	2.5	3.7	4.1	3.7	4.0	3.8	

## → Ordering Information

Flowchart to determine the desired product definition

**How to use:** To determine the desired product definition select one of every set of options displayed on the chart.



## → Packaging Data

GyroNet™ LR & LRD	Quantity P/Box Units	Box Size (cm x cm x cm)	Box Weight (kg)	Boxes P/Pallet	Total Units P/Pallet	Pallet Weight (kg)
Head only	1000	28 x 28 x 57	12.5	32	32000	412
Complete stand (60cm) w/stake	100	18 x 34 x 79	6.3	20	2000	137
Complete stand (60cm) w/o stake	250	18 x 34 x 79	7.1	20	5000	153
Complete stand (90cm) w/stake	150	28 x 27 x 113	7.6	18	2700	147
Complete stand (90 cm) w/o stake	200	28 x 27 x 113	8.1	18	3600	155

→ GyroNet™ Jet 12 Jets, Head Only With Standard Upper Bearing

Model & Nozzle Color	Deflector Code Color	STIC	MIC
040 / Blue	Orange	64000-001015	64000-020310
058 / Grey		64000-002259	64000-021562
070 / Black		64000-002310	64000-021610
090 / Orange		64000-018000	64000-022856
120 / Red		64000-018010	

- Background color defines the code color of the respective swivel

→ GyroNet™ Jet 10 Jets, Head Only With Standard Upper Bearing

Model & Nozzle Color	Deflector Code Color	STIC	MIC
040 / Blue	Orange	64000-016670	64000-020315
058 / Grey		64000-002266	64000-021563
070 / Black		64000-000012	64000-021615
090 / Orange			64000-022857
120 / Red			

- Background color defines the code color of the respective swivel

→ GyroNet™ Jet 8 (2X90) Jets, Head Only With Standard Upper Bearing

Model & Nozzle Color	Deflector Code Color	STIC	MIC
040 / Blue	Orange	64000-016700	64000-020320
058 / Grey			
070 / Black			
090 / Orange		64000-018005	
120 / Red			

- Background color defines the code color of the respective swivel

→ GyroNet™ Jet 6 Jets, Head Only With Standard Upper Bearing

Model & Nozzle Color	Deflector Code Color	STIC	MIC
040 / Blue	Orange		64000-020325
058 / Grey			64000-021565
070 / Black			64000-021625
090 / Orange			64000-022859
120 / Red			64000-022920

- Background color defines the code color of the respective swivel

→ GyroNet™ Jet 4 Jets, Head Only With Standard Upper Bearing

Model & Nozzle Color	Deflector Code Color	STIC	MIC
040 / Blue	Orange		64000-020330
058 / Grey			64000-021566
070 / Black			64000-021630
090 / Orange			64000-021635
120 / Red			

- Background color defines the code color of the respective swivel

→ GyroNet™ Jet Head Only With Standard Upper Bearing

Model & Nozzle Color	Deflector Code Color	STIC	MIC
040 / Blue	Orange		
058 / Grey			
070 / Black			
090 / Orange			
120 / Red			

- Background color defines the code color of the respective swivel

→ GyroNet™ Jet Assembly Stands With Stake

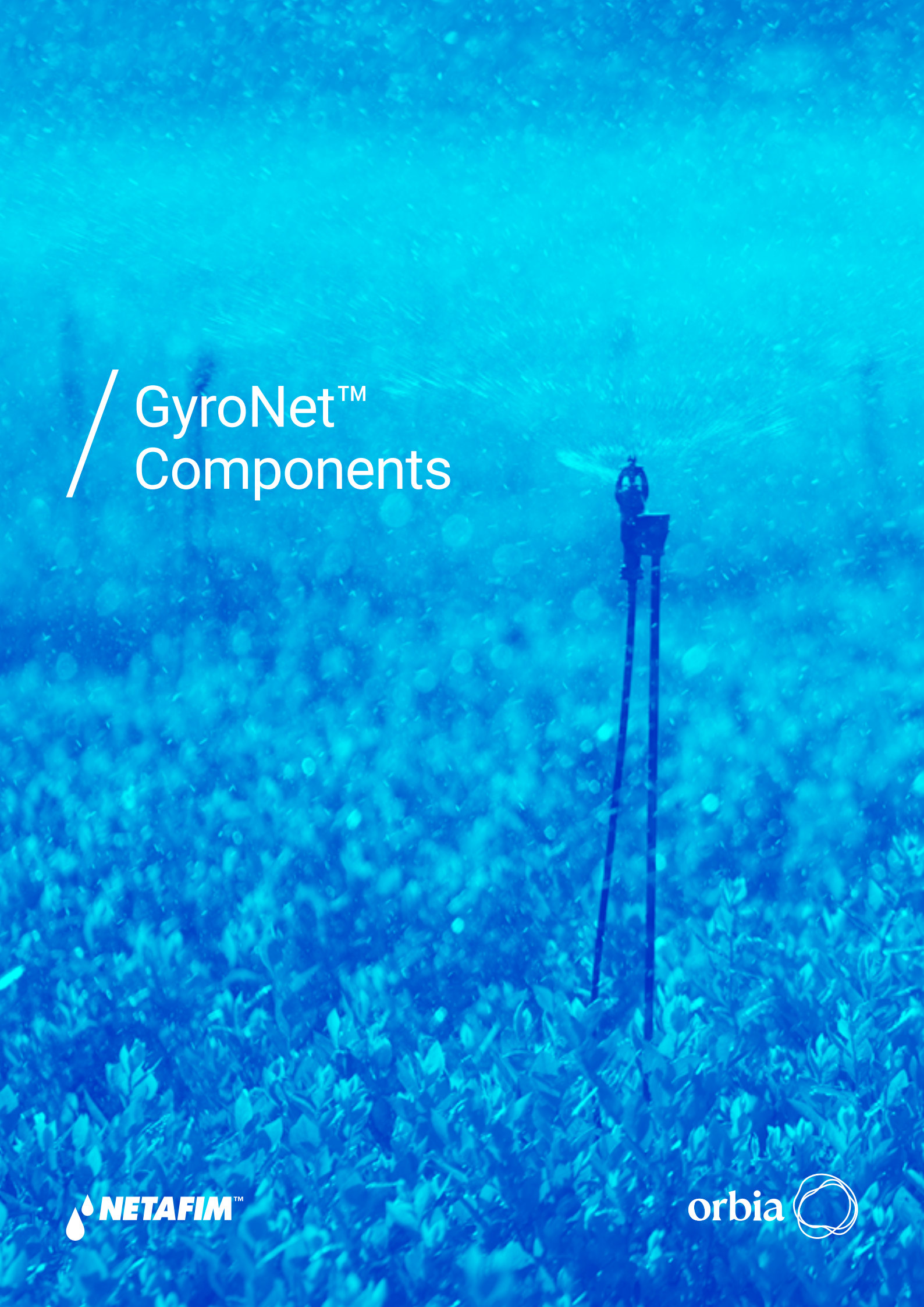
How to use: Replace **X** with: flow rate

BC = Barb connector to lateral

			60cm		
			Number Of Jets	Flow Rate (l/h)	MIC
BC	<b>Code Master</b> GYR JET 12 JET MIC STUB 60 CM X L/H W/STK BC  <b>Example</b> GYR JET 12 JET MIC STUB 60 CM 40 L/H W/STK BC	12	40	64000-020311	
			58		
			70		
			90		
			120		
BC	<b>Code Master</b> GYR JET 10 JET MIC STUB 60 CM X L/H W/STK BC  <b>Example</b> GYR JET 10 JET MIC STUB 60 CM 40 L/H W/STK BC	10	40	64000-022870	
			58		
			70		
			90		
			120		
BC	<b>Code Master</b> GYR JET 8(2x90) JET MIC STUB 60 CM X L/H W/STK BC  <b>Example</b> GYR JET 8(2x90) JET MIC STUB 60 CM 40 L/H W/STK BC	8 (2x90)	40		
			58		
			70		
			90		
			120		
BC	<b>Code Master</b> GYR JET 6 JET MIC STUB 60 CM X L/H W/STK BC  <b>Example</b> GYR JET 6 JET MIC STUB 60 CM 40 L/H W/STK BC	6	40	64000-020326	
			58		
			70		
			90		
			120		
BC	<b>Code Master</b> GYR JET 4 JET MIC STUB 60 CM X L/H W/STK BC  <b>Example</b> GYR JET 4 JET MIC STUB 60 CM 40 L/H W/STK BC	4	40	64000-020332	
			58		
			70		
			90		
			120		

- Missing catalog numbers available upon request

- Other stand combinations can be ordered based on the attached flowchart which can help determine the desired product requirement.



# / GyroNet™ Components



## → GyroNet™ Components


### Standard Upper Bearing Circular Hole

	Product Description	
	To be used on all SuperNet™ micro- sprinklers	
	1 Unit	63520-005450
	100 Units / Bag	63520-005470


### Standard Upper Bearing Square Hole

	Product Description	
	To be used on all SuperNet™ Micro-Jets (Grey)	
	1 Unit	63520-005400
	100 Units / Bag	63520-005420


### Everspin™ Upper Bearing Circular Hole

	Product Description	
	To be used on all SuperNet™ micro- sprinklers in harsh water conditions	
	1 Unit	63520-011400
	100 Units / Bag	63520-011425

### Spring Upper Bearing Circular Hole

	Product Description	
	To be used on UD SuperNet™ micro- sprinklers	
	1 Unit	63520-011500
	100 Units / Bag	63520-011530


### Spring Everspin™ Upper Bearing

	Product Description	
	To be used on UD SuperNet™ micro- sprinklers in harsh water conditions	
	1 Unit	63520-011300
	10 Units/Bag	


### SR Swivel (Blue)

	Product Description	
	To be used with all flows	
	1 Unit	63520-005200
	10 Units/Bag	63520-005205
	100 Units/ Bag	63520-005220

### SRD Swivel (Blue)

	Product Description	
	To be used with all flows	
	1 Unit	63520-005300
	10 Units/Bag	-
	100 Units/ Bag	63520-005310


### LR Swivel (Purple)

	Product Description	
	To be used with 20, 30, 35 and 40l/h	
	1 Unit	63520-005100
	10 Units/Bag	63520-005102
	100 Units/ Bag	63520-005115


### LR Swivel (Black)

	Product Description	
	To be used with 50, 58, 70, 90 and 110l/h	
	1 Unit	63520-005000
	10 Units/Bag	63520-005005
	100 Units/ Bag	63520-005010


### LRD Swivel (Purple)

	Product Description	
	To be used with 20, 30, 35 and 40l/h	
	1 Unit	63520-005160
	10 Units/Bag	63520-005165
	100 Units/ Bag	63520-005170


### LRD Swivel (Black)

	Product Description	
	To be used with 50, 58, 70, 90 and 110l/h	
	1 Unit	63520-005150
	10 Units/Bag	-
	100 Units/ Bag	63520-005155


### MR Swivel (Brown)

	Product Description	
	To be used with 27, 40, 58, 70	
	1 Unit	63520-013500
	100 Units/Bag	63520-013520


### MRD Swivel (Brown)

	Product Description	
	To be used with 27, 40, 58, 70	
	1 Unit	63520-013550
	100 Units/Bag	63520-013560


### UD Swivel (Green) W/Sleeve

	Product Description	
	To be used with 30, 35, 40, 50, 58 and 70l/h	
	1 Unit	63520-005180
	10 Units/Bag	63520-005185
100 Units/ Bag	63520-005188	

### Static Deflectors

	Product Description	
	To be used with 30, 35, 40, 50, 58, 70 and 90 l/h	
	1 Unit	100 Units/ Bag
12 Jets (360°)	63520-005350	63520-005355
10 Jets (300°)	63520-005360	63520-005365
8 Jets (2x90°)	63520-005370	63520-005375
6 Jets (180°)	63520-005380	63520-005385
4 Jets (90°)	63520-005390	63520-005397
FS, Flat Spray	63520-005392	-

### Frame




	1 Unit	63520-005500
	10 Units/Bag	63520-005525
	100 Units/ Bag	63520-005510

### Stream Splitter

	1 Unit	63520-005800
	10 Units/Bag	-
	100 Units/Bag	63520-005830



GyroNet™ Body Nozzles

	Male (Press-Fit) Inlet Connector	Self-Tapping Inlet Connector	3/8" Threaded Male Inlet Connector
			
27 / Brown	64020-000800	64020-000900	N/A
40 / Blue	64020-001000	64020-001100	N/A
58 / Grey	64020-001130	64020-001150	N/A
70 / Black	64020-001300	64020-001200	64020-001190
90 / Orange	64020-001310	64020-001210	64020-001320
120 / Red	64020-001500	64020-001400	64020-001560
150 / Sky Blue	64020-001700	64020-001600	64020-001730
200 / Yellow	64020-001750	N/A	64020-001775
250 / Purple	64020-001850	N/A	64020-001776
300 / Green	64020-001950	N/A	64020-001777

# VibroNet™ SD

Static micro-emitter for under tree irrigation with small root volumes. In the VibroNet SD the water passage through the nozzle causes needle vibration which in turn breaks up the water jet into uniform droplets that are evenly spread.



Self-cleaning mechanism



High crop uniformity



Long-lasting performance

Applications



Under tree irrigation as single head

## / Benefits & Features

- **Constantly self-cleaning** Self-cleaning “vibration” mechanism prevents build-up of mineral deposits in the nozzle, saving time-consuming maintenance
- **Ensures higher crop uniformity** Smart “vibration” technology in the nozzle creates a uniform distribution of relatively large sized water droplets without mist  
Relatively small wetting diameter, suits especially densely planted fruit tree crops
- **Long-lasting performance** Micro-emitter made of plastic materials resistant to all agrochemicals & weather conditions

## / Specifications & Recommendations

- ✓ 3 different flow rates: 30, 50, 70l/h
- ✓ Nominal flow rate at: 1.5bar
- ✓ Recommended pressure range: 1.5-2.5bar  
1 type of inlet connector: Press fit  
The nozzle is color coded for easy identification of the flow rate
- ✓ Recommended filtration\*: 130micron / 120mesh

\*Note: Filtration method shall be selected based on the type and concentration of the dirt particles contained in the water. Wherever sand exceeding 2ppm exists in the water, a Hydrocyclone shall be installed before the main filter. Wherever sand/ silt/ clay solids exceed 100ppm, pre-treatment shall be applied according to Netafim™ instructions

→ Technical Data

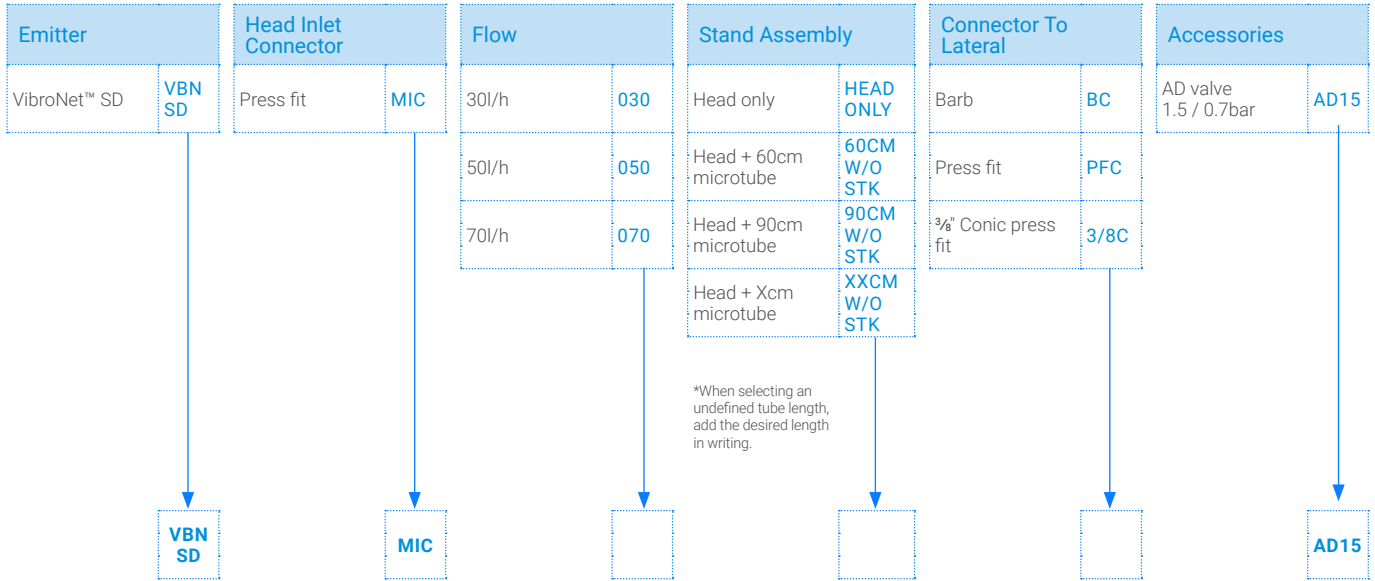
Model	Flow Rate (l/h)*	Nozzle Code Color		Pin Code Color		Nozzle Water Passages Area (mm <sup>2</sup> )	Nozzle Smaller Water Passages (mm)	Constant K	Exponent X	Wetted Diameter 20cm Above Ground* (m)
30	28.6	Green	+	Sky blue	Light grey	0.7	0.34	6.6	0.54	1.5
50	50.5	Green	+	Light grey	Orange	1.9	0.68	11.7	0.54	1.7
70	72.9	Black	+	Black	Orange	3.0	0.99	16.9	0.54	2.0

\* at 1.5bar working pressure

→ Ordering Information

Flowchart to determine the desired product definition

**How to use:** To determine the desired product definition select one of every set of options displayed on the chart.



→ Packaging Data

VibroBet™ SD	Quantity P/Box Units	Box Size (cm x cm x cm)	Box Weight (kg)	Boxes P/Pallet	Total Units P/Pallet	Pallet Weight (kg)
Head only	3200	28 x 28 x 57	19.2	32	102400	614

→ VibroNet™ SD Head Only (With Male Inlet Connector)

Model	Catalog Number
030	64300-010000
050	64300-011000
070	64300-012000

VibroNet™ SD assembly stand (sample)

VBN SD 70L/H 60CM W/STAKE CLIP BC 64300-012100

VBN SD 50L/H 60CM W/STAKE CLIP BC 64300-011500

# / Connectors & Stand Assembly




For Orchards







### SuperNet™ Stake

	Blue
	63520-005900
	Brown
	63520-010350
Black	
63520-010450	


### Universal Stake

	Blue
	63000-009800
	Brown
	63000-009850
Black	
63000-009750	

### Clip Stake

	Blue
	63000-009870
	Black
63520-009860	


### Pin Stake 50cm + Adap.fit 4x6.5

	63000-019120
---	--------------

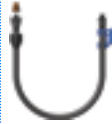
### Metal Rod

	6.0mm dia., 60cm length	65080-001000
	6.0mm dia., 100cm length	65080-001100
	6.0mm dia., 120cm length	65080-001200
	8.0mm dia., 60cm length	65080-001500
	8.0mm dia., 100cm length	65080-001600
	8.0mm dia., 120cm length	65080-001700

### Complete Stand W/O Stake Female Press Fit Conn. + 0.6m 6x8 Tube + Barb/Male Connection

	Product Description
	These 3 products are supplied assembled, and as separated products in the same box: flat female/barb connector + stake adapter that fit a 6mm rod
64020-005600	


### Complete Stand W/O Stake Female Press Fit Conn. + 1.2m 6x8 Tube + Barb/Male F&S Connection

	Product Description
	These 3 products are supplied assembled, and as separated products in the same box: flat female/barb S&F connector + stake adapter that fit a 6mm rod
64520-001990	

### Adapter To Metal/Fiberglass Rods

	Blue 6.0mm rod
	63520-005950
	Black 8.0mm rod
	63520-005970


### Universal Adapter To Metal/Fiberglass Rod

	To 4.5mm dia. rod, 4x6.5mm microtube	64020-002150
	To 6.0mm dia. rod, 4x6.5mm microtube	64020-002000
	To 8.0mm dia. rod, 4x6.5mm microtube	64020-002100
	To 6.0mm dia. rod, 6x8mm microtube	64020-003100
	To 6.0mm dia. rod, 9x11/9x12mm microtube	64020-003150
	To 8.0mm dia. rod, 9x11/9x12mm microtube	64020-003170


### Clamp For Wood Poles

	64420-003100
---	--------------


### Clamp For Metal Stakes

	64420-003010
---	--------------


### Barb/Male Press-Fit Connector

	Black
	63000-002000


### Barb Pressure Measuring Point

	63000-002800
---	--------------

### Barb/Flat Female Press-Fit Connector

	63000-002450
---	--------------

### Barb/Barb Connector

	Black
	63520-006000


### 1/4" UNF Male Threaded Pressure Measuring Point

	Product Description
	On a PVC pipe, Drill: 5.2mm Screw-tap: 1/4"-28 UNF
	63000-002700

### Plug

	Blue
	63520-006000

### Barb/Self Tapping Connector


	Black
	63520-006100




**1/8" BSP Male Threaded, Pressure Measuring Point**

	Product Description
	On a PVC pipe, Drill: 8.5mm Screw-tap: 1/8-28 BSP
	63000-002750

**Male Threaded / Female Press-Fit**

	Product Description
	3/8" Threaded male /female connector
	63000-001150
	Product Description
	1/2" Threaded male/ female connector
	63000-001180


**Self Tapping/Self Tapping Connector**

	Black
	63520-006150


**"U" Shape For Upright Hanging**

	63520-005990
---	--------------

**SuperNet™ And GyroNet™ Nozzle Cleaning Tool**

	63520-011000
---	--------------

**Barb/Female Press-Fit Connector**

	Black
	63000-001900


**Adapter Barb - 3/8" Female Threaded**

	Product Description
	Barb (for 9x11/9x12 mm tube) / 3/8" female threaded
	63000-001835

**Adapter Female Threaded/Female Press-Fit**

	Product Description
	1/2" female threaded / female press-fit conn
	63000-001200
	Product Description
	3/4" female threaded / female press-fit conn
	63000-001300

**Adapter Barb/Female Press-Fit**

	Product Description
	Adapter barb (for 6x8mm tube) / female press-fit connector
	64020-002750
	Product Description
	Adapter barb (for 9x12mm tube) / female press-fit connector
	64020-002760

# Pulsar™ + StripNet™ Head

## PRESSURE-COMPENSATED EMITTER

For efficient frost mitigation in narrow stripe crops.



Water and energy savings



High frost mitigation and cooling performance



Long-lasting performance

Applications



Efficient frost mitigation in vineyards or other narrow stripe crops



Efficient stripe cooling

## / Benefits & Features

→ Water and energy savings

Pulsar™ + StripNet™ offers narrow water distribution shape using 70% less water and energy than standard full-coverage sprinkler systems

→ Ensures high frost mitigation and cooling performance

Pulsar™ + StripNet™ is a pressure compensated static micro-emitter ensures uniform performance along the field even across hilly terrain and long rows. It consists of a Pressure Compensated dripper, a micro tube, a Pulsar chamber with an air bag inside, an Anti Drain valve and micro-emitter head

It provides several pulses per minute, according to the selected flow rate, ensure continuous irrigation over a large area for many hours

The unique pulsation mechanism allows each emitter to cover a large range while maintaining low flow, allowing reduction of emitter units per hectare, infrastructure cost, and water consumption

The product assists to avoid soil saturation and flooding is avoided even after many hours of irrigation

→ Easy installation

The Pulsar™ + StripNet™ has a unique mounting bracket on the vineyard posts (wood or metal) or adapter to mount between wires

→ Simple maintenance

The product is modular and can be dis-assembled easily for maintenance

→ Long - lasting performance

Pulsar™ + StripNet™ is made of plastic materials resistant to standard nutrients used in agricultural and weather conditions



# / Specifications & Recommendations

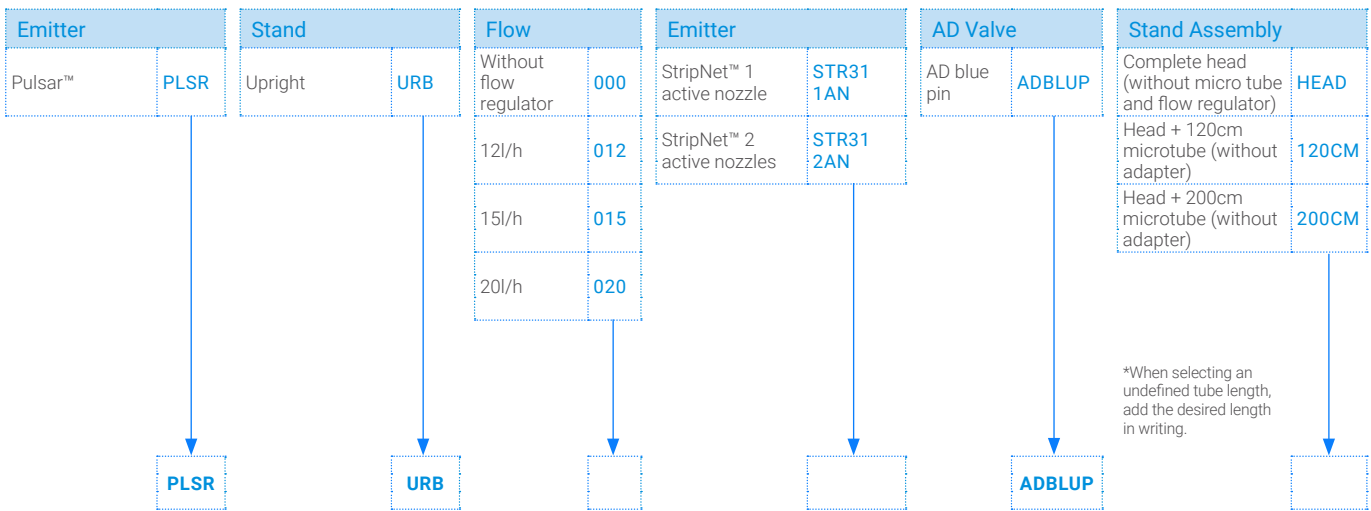
- ✓ 3 different flow rates: 12, 15, 20l/h
- ✓ Minimum pressure at the AD valve: 2.5bar
- ✓ Locking clip for physical lock or double lock in between the Pulsar body to the AD valve
- ✓ Pressure regulation range: 2.5-4.0bar
- ✓ Water distribution pattern: rectangular water covering (stripe)
- ✓ 2 nozzle types:
  - For 50cm stripe width coverage: Single active nozzle of the StripNet head, colored brown. And plug nozzle colored black
  - For 70cm stripe width coverage: 2 active nozzle of the StripNet head, both colored green
- ✓ Installation recommendations:
  - The recommendation distance between emitters is up to 5.0meters to achieve overlapping of the water
  - Vertical installation of the product. 50cm above vineyard tree-top
- ✓ Color code:
  - 1 Single active nozzle of the StripNet head, colored brown and plug nozzle colored black
  - 2 Active nozzles of the StripNet head colored green
  - PCJ Dripper: colored coded according to the flow rate: 12l/h Fuchsia, 15l/h Black, 20l/h orange
- ✓ Recommended filtration\*: 130mic./120mesh

\*Note: Filtration method shall be selected based on the type and concentration of the dirt particles contained in the water. Wherever sand exceeding 2ppm exists in the water, a Hydrocyclone shall be installed before the main filter. Wherever sand/ silt/ clay solids exceed 100ppm, pre-treatment shall be applied according to Netafim™ instructions

## → Ordering Information

Flowchart to determine the desired product definition

**How to use:** To determine the desired product definition select one of every set of options displayed on the chart.



## → Description And Catalog Number Sample

**PLSR URB 012 STR31 1AN ADBLUP 150CM**

**Catalog Number: 63700-005010**

**Product components:** Pulsar™, flow regulated, 12l/h, 150cm microtube, Pulsar tube with barb inlet connector, AD valve with blue pin, StripNet™ head with 1 active nozzle (Brown)

## → Packaging Data

Pulsar™	Quantity P/ Box Units	Box Size (cm x cm x cm)	Box Weight (kg)	Boxes P/Pallet	Total Units P/Pallet	Pallet Weight (kg)
Head only (UR tube+AD valve+stripNet)	150	36 X 31 X 53	7.2	18	2700	142
Complete UR stand (120 cm.) w/o stake	80	28 x 27 x 113	8.8	16	1280	141
Complete UR stand (200 cm.) w/o stake	80	28 x 27 x 113	9.2	16	1280	147

→ Other Active Catalog Numbers

Model	Product Description	Catalog Number
1 Active nozzle (1 brown nozzle + black plug)	PLSR URB 012 STR31 ADBLUP 120CM	63700-005000
	PLSR URB 012 STR31 ADBLUP 150CM	63700-005010
	PLSR URB 012 STR31 ADBLUP 200CM	63700-005100
	PLSR URB 015 STR31 ADBLUP 200CM	63700-005150
	PLSR URB 020 STR31 ADBLUP 200CM	63700-005160
2 Active nozzles (2x green nozzles)	PLSR URB 012 STR31 2AN ADBLUP 30CM	63700-004960
	PLSR URB 012 STR31 2AN ADBLUP 200CM	63700-005110
	PLSR URB 012 STR31 2AN ADBLUP 400CM	63700-000010

\*Other catalog numbers, according to desired product definition, available upon request.


→ Assembly Options

Pulsar™ UR can be assembled in one of the following ways:

Clamp For Wood Poles

	64420-003100
---	--------------



Clamp For Metal Stakes

	64420-003010
---	--------------


Adapter To Metal/Fiberglass Rods

	Blue 6.0mm rod
	63520-005950
	Black 8.0mm rod
	63520-005970


Set Of Adapters for Mounting Pulsar Between Wires for 6mm Rod

upper adapter	1 Set Unit (Upper + Bottom)
	63720-00000
bottom adapter	50 Set Units (Upper + Bottom)
	63720-000004

Pulsar AD Valve

	Pin color: Blue
	63700-001020


Pulsar Plug - To Plug The Pulsar Tube

	63720-002500
---	--------------


Pulsar Locking Clip

	63720-001110
---	--------------

Black Band 380x4.8 UV (100/Bag)

	Product Description
	For correct installation of the Pulsar™ UR it is recommended to use special UV protected bands for this purpose
	63720-001800

Frostie Controller

	Product Description
	Frost mitigation controller. Single station valve controller powered by 2 AA alkaline batteries. aBuilt in precision temperature and humidity sensors.
	00045-001620

# Pulsar™ + StripNet™ X

## PRESSURE-COMPENSATED EMITTER

A unique pressure-compensated micro-sprinkler, for efficient crop protection: Frost mitigation & heat protection for intensive and dense crops. Performed by spreading a stripe of water, focused over the trees row.



Water and energy savings



Multi-disciplinary uses



Long-lasting performance

Applications



Efficient frost mitigation in vineyards or other narrow stripe crops



Efficient cooling for intensive-dense crops

## / Benefits & Features

- Maximize the water-use efficiency, highly-focus and exact protection on the density crop top  
Pulsar™ + StripNet™ X is designed for wide-stripe water distribution, using less than 50% of the water required by full-coverage sprinkler systems  
Pulsar™ + StripNet™ X is designed specially for effective coverage of dense and intensive crop plantation
- Ensures high frost mitigation and cooling performance  
Pulsar™ + StripNet™ X is a pressure-compensated dynamic micro-sprinkler ensuring uniform performance along the field even across hilly terrains and long rows  
Pulsar™ + StripNet™ X consists of a pressure-compensated dripper, a micro tube, a Pulsar chamber with an air bag inside, an anti- drain valve and StripNet™ X micro-sprinkler head
- Reduced system & energy cost  
Innovative hydraulic pulsation technology enables protecting more area with the lowest possible flow rate. The Pulsar™ provides several pulses per minute, while ensuring continuous irrigation over a large area for many hours  
The unique pulsation mechanism allows each emitter to cover a large range while maintaining low flow, allowing reduction of emitter units per hectare, infrastructure cost, and water consumption





→ Easy installation

Pulsar™ is easy to installed thanks to a unique mounting adapters suiting any type of stands (metal poles, stands or between wires)

→ Simple maintenance

The product is modular and can be disassembled easily for maintenance

→ Long-lasting performance

Pulsar™ + StripNet™ X is made of plastic-resistant materials to standard nutrients used in agriculture

## Specifications & Recommendations

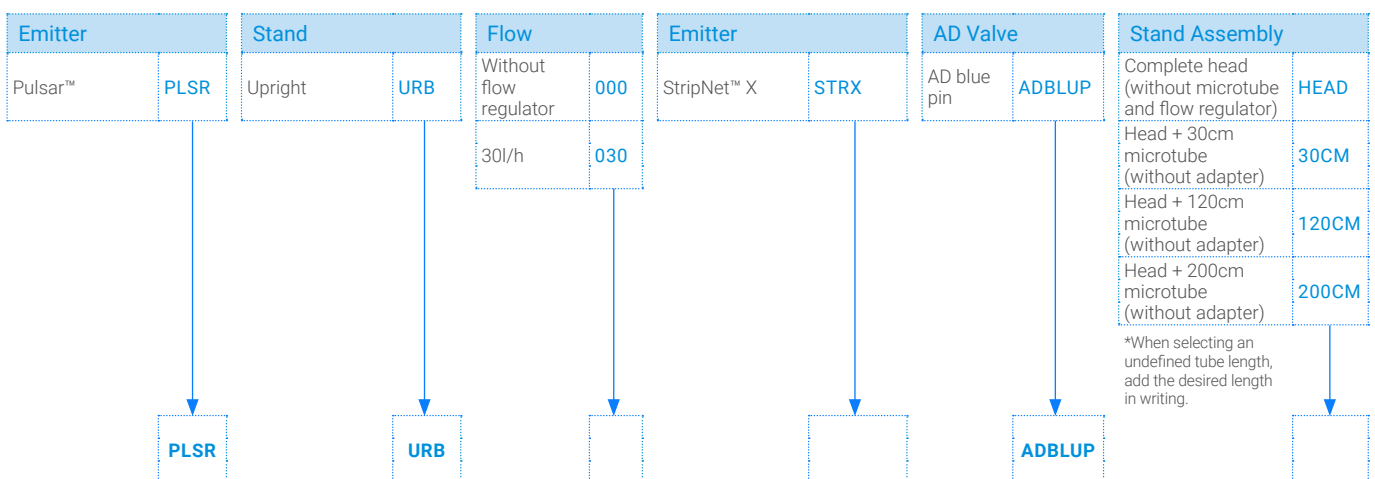
- ✓ One Flow Rate: 30l/h  
(flow rate is defined by the PCJ dripper)
- ✓ Minimum Pressure at the AD Valve: 2.5bar
- ✓ Pressure Regulation Range: 2.5-4.0bar
- ✓ Water distribution pattern: rectangular water covering - Stripe of up to 1.2meter.  
Provides water stripe for 2 directions - vertical to the blue wings of the StripNet™ X body
- ✓ Installation recommendations:
  - The recommendation distance between emitters is 5.0meters to achieve overlapping of the water.
  - Vertical installation of the product 50cm above tree-top
  - StripNet™ X alignment: Install the StripNet™ X along the line, while the blue wings of the StripNet™ X body are vertical to the crop-row
- ✓ Color Code: PCJ Dripper: Colored coded according to the flow rate: 30l/h orange & brown
- ✓ Recommended filtration\*: 130mic. / 120mesh

\*Note: Filtration method shall be selected based on the type and concentration of the dirt particles contained in the water. Wherever sand exceeding 2ppm exists in the water, a Hydrocyclone shall be installed before the main filter. Wherever sand/ silt/ clay solids exceed 100ppm, pre-treatment shall be applied according to Netafim™ instructions

### → Ordering Information

Flowchart to determine the desired product definition

**How to use:** To determine the desired product definition select one of every set of options displayed on the chart.



### → Description And Catalog Number Sample

**PLSR URB 030 STRX ADBLUP 200CM**

**Catalog Number:** 63700-000034

**Product components:** Pulsar™, flow regulated dripper of 30l/h, 200cm microtube, Pulsar tube with barb inlet connector, AD valve with blue pin and StripNet™ X head

→ Packaging Data

Pulsar™ with StripNet™ X	Quantity p/ Box Units	Box Size (cm x cm x cm)	Box Weight (kg)	Boxes P/Pallet	Total Units P/Pallet	Pallet Weight (kg)
Head Only (UR Pulsar Body + AD Valve + Stripnet X)	150	36 x 31 x 53	7.2	18	2700	142
Complete UR Stand + 120cm Tube W/O Stake	80	28 x 27 x 113	8.8	16	1280	141
Complete UR Stand + 200cm Tube W/O Stake	80	28 x 27 x 113	9.2	16	1280	147

→ Other Active Catalog Numbers

Product Description	Catalog Number
PLSR URB 000 STRX ADLUP HEAD	63700-000042
PLSR URB 030 STRX ADLUP 30CM	63700-000041
PLSR URB 030 STRX ADLUP 100CM	63700-000036
PLSR URB 030 STRX ADLUP 150CM	63700-000033
PLSR URB 030 STRX ADLUP 200CM	63700-000034
PLSR URB 030 STRX ADLUP 350CM	63700-000035

\*Other catalog numbers, according to desired product definition, available upon request.


→ Assembly Options

Pulsar™ UR can be assembled in one of the following ways:

Clamp For Wood Poles



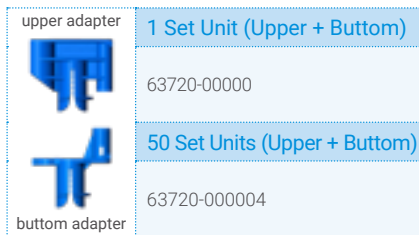
Clamp For Metal Stakes




Adapter To Metal/Fiberglass Rods



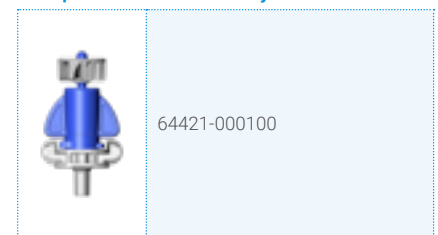
Set Of Adapters for Mounting Pulsar Between Wires for 6mm Rod




Pulsar AD Valve



StripNet X Mic Head Only



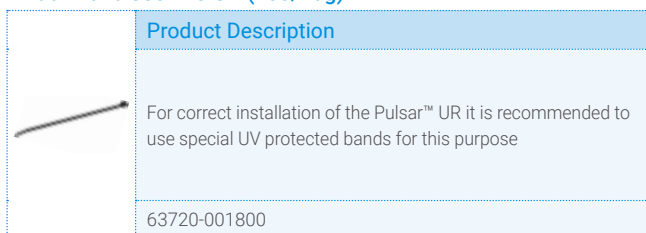
Pulsar Plug - To Plug The Pulsar Tube



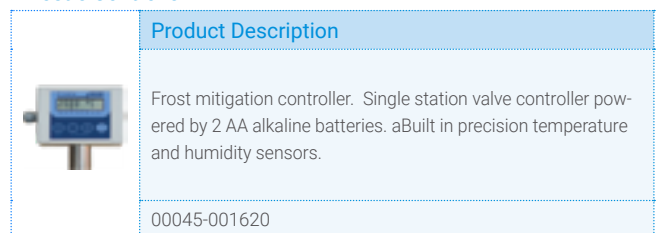
Pulsar Locking Clip



Black Band 380x4.8 UV (100/Bag)



Frostie Controller



# Pulsar™ + GyroNet™ Head

## PRESSURE-COMPENSATED EMITTER

For efficient frost mitigation in fruit trees.



Water and energy savings



High frost mitigation and cooling performance



Fit per tree

Applications



Efficient frost mitigation in fruit trees



Efficient orchard cooling

## / Benefits & Features

- Water and energy savings
- Ensures high frost mitigation and cooling performance
- Fit per tree
- Easy installation

Pulsar™ + GyroNet™ offers efficient and focused watering above the tree canopy using 50% less water and energy than standard full-coverage sprinkler systems

Pulsar™ + GyroNet™ is a Pressure compensated device with dynamic micro-sprinkler ensures uniform performance along the field even across hilly terrain and long rows. It consists of a Pressure Compensated dripper, a micro tube, a Pulsar chamber with an air bag inside, an Anti Drain valve and micro-sprinkler head


Provides several pulses per minute, according to the selected flow rate, ensure continuous irrigation over a large area for many hours

The unique pulsation mechanism allows each emitter to cover a large range while maintaining low flow, allowing reduction of water and energy consumption

The product assists to avoid soil saturation and flooding is avoided even after many hours of irrigation

Pulsar™ + GyroNet™ offers a wide range of GyroNet swivels to suit the tree-top diameter

Pulsar™ + GyroNet™ has a unique mounting adapter on a pole (wood or metal) or adapter to mount between wires



→ Simple maintenance

The product is modular and can be dis-assembled easily for maintenance

→ Long-lasting performance

The product is made of plastic materials resistant to standard nutrients used in agricultural and weather conditions

## / Specifications & Recommendations

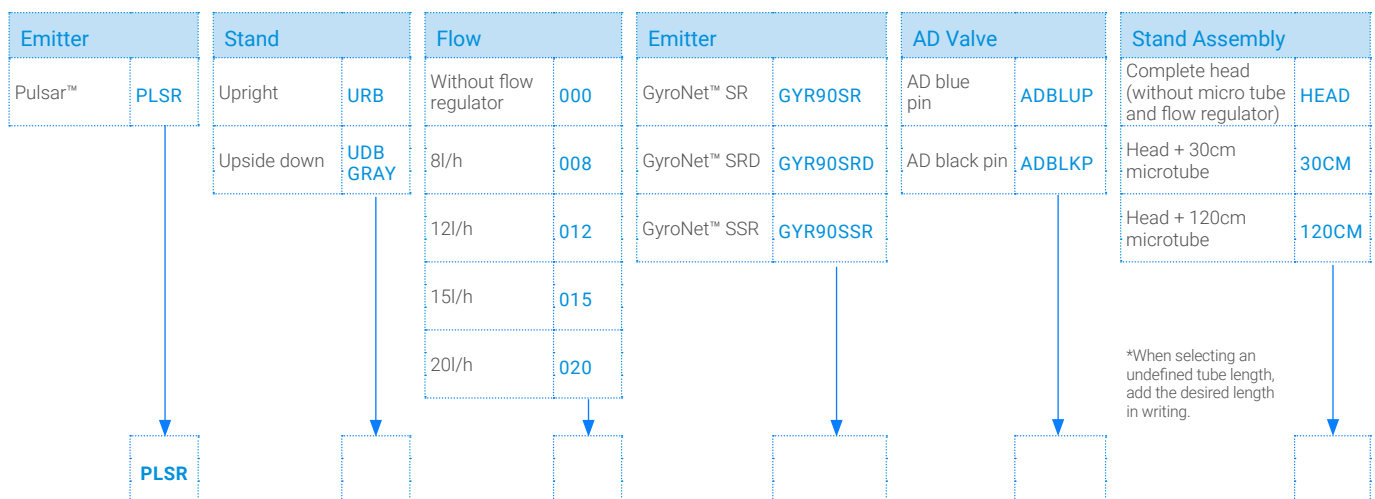
- ✓ 5 different flow rates: 8, 12, 15, 20, 25l/h
- ✓ Minimum pressure at the AD valve:
  - 2.5bar for Anti Darin Valve with blue pin
  - 1.7bar for Anti Darin Valve with balck pin
- ✓ Locking clip for physical lock or double lock in between the Pulsar body to the AD valve
- ✓ Pressure regulation range: 2.5-4.0bar or 1.7-4.0 (according to the AD valve model)
- ✓ Water distribution pattern: 360degrees, circle water cover
- ✓ Several GyroNet's swivel types: SR, SRD, SSR, MR. Each Pulsar combination (Flow rate and GyroNet swivel) provides different water distribution profile. The selection, is according to the required application rate and tree-top diameter
- ✓ Installation recommendations:
  - Single emitter above each tree or according to the crop needs
  - Vertical installation of the product on the pole. 50cm above vineyard tree-top
- ✓ Color code:
  - GyroNet™ nozzle is color coded for easy identification of the flow rate.
  - GyroNet™ swivel is color code: SR-Blue, SRD-Blue with deflector, SSR-Light Green, MR-Brown
  - PCJ Dripper: colored coded according to the flow rate: 8l/h green, 12l/h fuchsia, 15l/h black, 20l/h orange & black, 25l/h orange & light gray
- ✓ Recommended filtration\*: 130mic. / 120mesh

\*Note: Filtration method shall be selected based on the type and concentration of the dirt particles contained in the water. Wherever sand exceeding 2ppm exists in the water, a Hydrocyclone shall be installed before the main filter. Wherever sand/ silt/ clay solids exceed 100ppm, pre-treatment shall be applied according to Netafim™ instructions

### → Ordering Information

Flowchart to determine the desired product definition

**How to use:** To determine the desired product definition select one of every set of options displayed on the chart.



### → Description And Catalog Number Sample

**PLSR URB 020 GYR90SR ADBLUP 120CM**

**Catalog Number:** 63700-008180

**Product components:** Pulsar™, flow regulator 20l/h, 120cm microtube, tube with barb inlet connector, AD valve with blue pin, GyroNet™ head with SR (short range) swivel

→ Packaging Data

Pulsar™	Quantity P/ Box Units	Box Size (cm x cm x cm)	Box Weight (kg)	Boxes P/Pallet	Total Units P/Pallet	Pallet Weight (kg)
Head only (UR tube + AD valve + GyroNet)	150	36 x 31 x 53	7.2	18	2700	142
Head only (UD tube + AD valve + GyroNet)	80	28 x 28 x 57	9.1	32	2560	291
Complete UR stand (120cm.) w/o stake	50	28 x 27 x 113	8.8	16	800	141
Complete UR stand (200cm.) w/o stake	50	28 x 27 x 113	9.2	16	800	147
Complete UD stand (30cm.) w/o stake	100	28 x 27 x 113	15.2	16	1600	243

→ Pulsar™ UR + GyroNet™ Head In Upright Installation (Black Pulsar Tube)

Model	Flow Rate (l/h)	With Blue Pin AD Valve, At 2.5bar Pressure At The Flow Regulator Inlet				With Black Pin AD Valve, At 1.7bar Pressure At The Flow Regulator Inlet			
		Effective Wetted Diameter* (m)	Wetted Area (m²)	Average Precipitation Rate On The Effective Wetted Diameter (mm/h)	Coverage Type	Effective Wetted Diameter* (m)	Wetted Area (m²)	Average Precipitation Rate On The Effective Wetted Diameter (mm/h)	Coverage Type
GyroNet™ SSR	8	1.5	1.8	2.9	Focused coverage	2.0	3.1	2.5	Focused coverage
	12	2.0	3.1	3.0		2.0	3.1	3.8	
	15	2.0	4.9	3.1		2.5	4.9	3.1	
	20	2.5	4.9	3.7		2.5	4.9	4.1	
	25	3.0	7.1	3.4		3.0	7.1	3.5	
GyroNet™ SRD	8	2.0	3.1	2.5	Focused coverage	2.0	3.1	2.5	Focused coverage
	12	2.5	4.9	3.0		2.0	3.1	3.8	
	15	2.5	4.9	2.9		2.0	3.1	4.8	
	20	3.0	7.1	2.8		2.5	4.9	4.1	
	25	3.0	7.1	3.5		2.5	4.9	5.1	
GyroNet™ SR	8	4.0	12.6	0.6	Wide coverage	3.5	9.6	0.8	Wide coverage
	12	5.0	19.6	0.6		4.0	12.6	1.0	
	15	5.0	19.6	0.8		4.0	12.6	1.2	
	20	5.5	23.8	0.8		4.5	15.9	1.3	
	25	6.0	28.3	0.9		4.5	15.9	1.6	

\* Wetted diameter at 0.5meter above crop surface

→ Pulsar™ UDB + GyroNet™ Head In Upside-Down Installation (Grey Pulsar Tube)

Model	Flow Rate (l/h)	Pulsar UDB With Blue Pin AD Valve, 2.5bar Inlet Pressure			
		Effective Wetted Diameter* (m)	Wetted Area (m²)	Average Precipitation Rate On The Effective Wetted Diameter (mm/h)	Coverage Type
GyroNet™ UD	12	6.0	28.3	0.4	Wide coverage
	15	6.5	33.2	0.5	
	20	7.0	38.5	0.5	
GyroNet™ SR	12	3.5	9.6	1.2	Wide coverage
	15	3.5	9.6	1.6	
	20	4.0	12.6	1.6	

\* Wetted diameter at 0.5meter above crop surface

**Note:** For proper operation of the Pulsar UDB with grey tube in upside-down position, need to make sure to release air from the hydraulic system.

→ Other Active Catalog Numbers

Product Description	Catalog Number
PLSR URB 008 GYR9SR ADLUP 60CM	63700-007660
PLSR URB 020 GYR9SSR ADLUP 120CM	63700-008190
PLSR URB 020 GYR9SSR ADLUP 200CM	63700-008210
PLSR URB 025 GYR9SR ADLUP 120CM	63700-008500
PLSR URB 025 GYR9SSR ADLUP 120CM	63700-008550

\*Other catalog numbers, according to desired product definition, available upon request.



## → Assembly Options

Pulsar™ UR can be assembled in one of the following ways:

### Clamp For Wood Poles

	64420-003100
---	--------------


### Clamp For Metal Stakes

	64420-003010
---	--------------


### Adapter To Metal/Fiberglass Rods

	Blue 6.0mm rod
	63520-005950
	Black 8.0mm rod
	63520-005970


### Set Of Adapters for Mounting Pulsar Between Wires for 6mm Rod

upper adapter	1 Set Unit (Upper + Bottom)
	63720-00000
bottom adapter	50 Set Units (Upper + Bottom)
	63720-000004

### Pulsar AD Valve

	Pin color: Blue
	63700-001020


### Pulsar Plug - To Plug The Pulsar Tube

	63720-002500
--	--------------


### Pulsar Locking Clip

	63720-001110
--	--------------

### Black Band 380x4.8 UV (100/Bag)

	<b>Product Description</b>
	For correct installation of the Pulsar™ UR it is recommended to use special UV protected bands for this purpose
	63720-001800

### Frostie Controller

	<b>Product Description</b>
	Frost mitigation controller. Single station valve controller powered by 2 AA alkaline batteries. Built in precision temperature and humidity sensors.
	00045-001620

# StripNet™ Pro

## PRESSURE-COMPENSATED EMITTER

For frost mitigation in stripe crops.



Easy  
installation



High frost mitigation and  
cooling performance



Long-lasting  
performance

Applications



Efficient frost mitigation  
in vineyards or other  
stripe crops



Efficient stripe cooling

## / Benefits & Features

→ Ensures  
high frost  
mitigation  
and cooling  
performance

StripNet™ Pro is a pressure compensated static micro-emitter ensures uniform performance along the field even across hilly terrain and long rows

StripNet™ offers narrow water distribution shape around 20m<sup>3</sup> per hectare (depends on the distance between rows), 50% less water and energy than standard full-coverage sprinkler systems

The unique pulsation mechanism allows each emitter to cover a large range while maintaining low flow, allowing reduction of emitter units per hectare, infrastructure cost, and water consumption

→ Simple  
maintenance

The product is modular and can be dis-assembled easily for maintenance

Static emitter - No moving parts

→ Long-lasting  
performance

StripNet™ Pro is made of plastic materials resistant to standard nutrients used in agricultural and weather conditions

# / Specifications & Recommendations

- ✔ Pressure compensated static emitter with no moving parts
- ✔ 1 flow rate: 30l/h
- ✔ Pressure regulation range: 2.0-4.0bar
- ✔ Water distribution pattern: Rectangular water covering - 50cm stripe width
- ✔ Installation recommendations:
  - The recommendation distance between emitters is up to 5.0meters to achieve overlapping of the water.
  - Vertical installation of the product. 50cm above vineyard tree-top
- ✔ 1 type of inlet connector: Barb
- ✔ Color code: Single active nozzle colored brown. And plug nozzle colored black
- ✔ Recommended filtration\*: 130mic. / 120mesh

\*Note: Filtration method shall be selected based on the type and concentration of the dirt particles contained in the water. Wherever sand exceeding 2ppm exists in the water, a Hydrocyclone shall be installed before the main filter. Wherever sand/ silt/ clay solids exceed 100ppm, pre-treatment shall be applied according to Netafim™ instructions

## → Technical Data

Model	Flow Rate* (l/h)	Code Color	Nozzle Water Passages Area (mm <sup>2</sup> )	Working Pressure Range (bar)	Wetted Area (m <sup>2</sup> )	Active Nozzle Code Color
30	31	Brown	0.57	2.0-4.0	0.5 x 5.5	Brown

\*Within working pressure range

## → Packaging Data

StripNet™ Pro	Quantity P/ Box Units	Box Size (cm x cm x cm)	Box Weight (kg)	Boxes P/Pallet	Total Units P/Pallet	Pallet Weight (kg)
Head only	650	18 X 34 X 79	12.2	36	23400	439
Complete UR stand (120cm.) w/o stake	100	17 x 26 x 139	10.1	15	1500	152
Complete UR stand (200cm.) w/o stake	50	17 x 26 x 139	7.2	15	750	108

## → StripNet™ Pro Head Only

Model	Code Color	BIC
030	Brown	64400-001000


## → StripNet™ Pro Assembly Stands

Model	Code Color	Catalog Number
STRIPNET PRO BIC 030 120CM W/O STK	Brown	64400-001150
STRIPNET PRO BIC 030 200CM W/O STK		64400-001480


All assembly stands include 4x6.5mm black SPE microtube. Other stand combinations can be ordered.

## → StripNet™ Pro Components

### StripNet™ Pro, Active Nozzle

	Brown
	64420-002680


### StripNet™ Pro, Plugged Nozzle

	Black
	64420-002641

### StripNet™ Pro "Y" Nozzles Body

	64420-002700
---	--------------


### StripNet™ Pro Tube

	64420-002600
---	--------------

## → StripNet™ Pro Assembly Options

StripNet™ pro can be assembled in one of the following three ways:

### Clamp For Wood Poles

	Product Description
	On a wooden pole, with a Netafim™ clamp 600 units p/box, 28 x 27 x 57cm, 5.8kg
	64420-003100

### Clamp For Metal Stakes

	Product Description
	On a metal stake (2.5 to 5.0mm thick ), with a Netafim™ special design clamp 1200 units p/box, 35 x 35 x57cm, 14.5kg
	64420-003010



# / Sprinklers



For Open Field Crops



# GyroNet™ Turbo

Midi sprinkler, for full coverage irrigation of intensive field crop and open nurseries, with up to 7x7m installation spacing.



Uniform wetting



Insect protected



Reduced labor cost

Applications



Intensive field crop & nurseries irrigation



Under canopy irrigation as Banana



Orchards frost mitigation & cooling

## / Benefits & Features

- **Uniform wetting & higher yield** Unique design of swivel, water channel and specially-shaped bridge ensure superbly uniform distribution of water to the crop
- **Insect protected** Pop-up mechanism, opened only during operation, keeps nozzle insect and spider-free, eliminating the need for flushing
- **Reduced labor cost and reduced maintenance** Long-term reliable service, simple, modular parts, clog resistant design  
GyroNet™ Turbo is made of superior raw material makes it resistant to all agrochemicals & weather conditions

# / Specifications & Recommendations

- ✓ Robust midi sprinkler for full coverage installation with spacing up to 7x7meters
- ✓ 5 different flow rates: 200, 250, 300, 400, 500l/h
- ✓ Nominal flow rate at: 2.2bar
- ✓ Recommended pressure range: 2.0 - 3.0bar
- ✓ 1 type of inlet connector: 1/2" male threaded
- ✓ 1 type of upper bearing: Standard = STUB
- ✓ The swivel colored Purple for flow rates
- ✓ The nozzle is color coded for easy identification of the flow rate
- ✓ Recommended filtration\*: 130mic. / 120mesh

\*Note: Filtration method shall be selected based on the type and concentration of the dirt particles contained in the water. Wherever sand exceeding 2ppm exists in the water, a Hydrocyclone shall be installed before the main filter. Wherever sand/ silt/ clay solids exceed 100ppm, pre-treatment shall be applied according to Netafim™ instructions

## → Technical Data

Nozzle Size (mm)	Code Color	Working Pressure (bar)	Flow Rate (l/h)	Wetted Diameter* (m)	Precipitation (mm/h)				
					Spacing (m x m)				
					4 x 6	5 x 6	6 x 6	7 x 6	7 x 7
1.89	Yellow	2.0	190	9.5	8.0	6.4	5.3	4.6	3.9
		2.5	213	10.0	9.0	7.2	6.0	5.1	4.4
		3.0	233	10.0	9.8	7.8	6.5	5.6	4.8
2.14	Dark pink	2.0	244	10.0	10.3	8.2	6.8	5.9	5.0
		2.5	273	10.0	11.5	9.2	7.7	6.6	5.6
		3.0	299	10.0	12.5	10.0	8.3	7.1	6.1
2.31	Green	2.0	287	10.0	12.0	9.6	8.0	6.9	5.9
		2.5	321	11.0	13.5	10.8	9.0	7.7	6.6
		3.0	351	11.0	14.8	11.8	9.8	8.4	7.2
2.67	Blue	2.0	388	12.0	16.5	13.2	11.0	9.4	8.1
		2.5	434	12.0	18.5	14.8	12.3	10.6	9.1
		3.0	475	12.0	20.3	16.2	13.5	11.6	9.9
3.00	Brown	2.0	485	12.0	20.3	16.2	13.5	11.6	9.9
		2.5	543	12.5	22.8	18.2	15.2	13.0	11.1
		3.0	594	12.5	24.8	19.8	16.5	14.1	12.1

\* at least 0.5mm/h

\*\*Performance table prepared under laboratory conditions, sprinkler head 1.0meter above ground

CU = or > 92%	CU = or > 88% and < 92%	CU = or > 86% and < 88%	CU < 86%
---------------	-------------------------	-------------------------	----------

## → Packaging Data


StripNet™ Pro	Quantity P/ Box Units	Box Size (cm x cm x cm)	Box Weight (kg)	Boxes P/Pallet	Total Units P/Pallet	Pallet Weight (kg)
Head only	500	18 x 34 x 79	10.4	20	10000	220
Complete UR stand (120cm.) w/o stake	100	17 x 26 x 139	9.5	15	1125	153

## → GyroNet™ Turbo Head Only

Model & Nozzle Color	1 Unit	25 Units / Bag	100 Units / Bag
200 / Yellow	64100-002040	64100-002010	64100-002070
250 / Dark pink	64100-003050		64100-003080
300 / Green	64100-004040	64100-004050	64100-004070
400 / Blue	64100-004940		
500 / Brown	64100-006000		

## → GyroNet™ Turbo Components


### GyroNet™ Turbo Upper Bearing

	64120-001750
---	--------------

### GyroNet™ Turbo Bridge

	64120-002000
---	--------------

### GyroNet™ Turbo Swivel + Assy. Sleeve









	64120-001575
---	--------------

## → GyroNet™ Turbo Nozzles

### GyroNet™ Turbo Body Nozzle

	Model & Nozzle Color	Catalog Number
	200 / Yellow	64120-001000
	250 / Dark pink	64120-001100
	300 / Green	64120-001200
	400 / Blue	64120-001280
	500 / Brown	64120-001350

## → Sprinklers Stands & Complementary Products







Product Illustration	Description	Catalog Number
<b>Vegetable Stand</b>		
	IMP SPRINKLER STAND 9*12 120CM W/O STK F&S PE	64520-004900
	IMP SPRINKLER STAND 9*12 120CM W/O STK F&S FLX	64520-004910
<b>NetaStand™ Base</b>		
	BASE NETASTAND™ FEMALE THREAD 1/2"-24/CAR: BASE FOR 1/2" RISER <b>Order by box:</b> 1 box contain 24 units	60101-000900
	BASE NETASTAND™ FEMALE THREAD 3/4" 24/CAR: BASE FOR 3/4" RISER. <b>Order by box:</b> 1 box contain 24 units	60101-000901
<b>Riser</b>		
	MEGA-RISER 1/2"- 0.4MLENGTH - 1/2" MTH - 1/2" FTH	64520-002490
	PLASTIC RISER 3/4" MALE FEMALE THREAD 40CM COMPLETE	60101-000650
<b>Adaptors For NetaStand™ PE</b>		
	NETASTAND™ ADAPTOR PE 50MM	60101-000935
	NETASTAND™ ADAPTOR PE 63MM	60101-000936
<b>Pre-Cut FlexNet™ And Adaptors For NetaStand™ FlexNet™</b>		
	NETASTAND™ 9M FXN HPPP 2" W/ 2"CONC 120 SETS/PALLET	60101-000964
	NETASTAND™ 10M FXN HPPP 2" W/2"CONC 120 SETS/PALLET	60101-000965
	NETASTAND™ 12M FXN HPPP 2" W/2"CONC 120 SETS/PALLET	60101-000966
	NETASTAND™ PLUG	60101-000953

For additional information on sprinklers stands and assembly instructions please review "Sprinklers Stands" section

# MegaNet™ 15D

Unique encapsulated and protected impact sprinkler with low water trajectory angle - 15degrees, for field crops and under canopy irrigation.



 <b>Uniform Wetting &amp; Higher Yield</b>	 <b>Insect protected</b>	 <b>Anti-Clogging</b>	
<b>Applications</b>	 Windy open field crop & vegetable irrigation	 Under canopy irrigation as Banana	 Orchards frost mitigation & cooling

## / Benefits & Features

- **Uniform wetting & higher yield**

MegaNet™ 15D has symmetric structure allows the water split to two equal water jets, that contribute to a balanced sprinkler, providing very high water distribution uniformity

The lower trajectory angle of the water prevents evaporation to the air in areas with winds
- **Anti-Clogging**

Unique integral filter inside the MegaNet™ ensures clean water inside the nozzle. This filter can be easily cleaned if needed
- **Insect protected**

Innovative encapsulated design with unique pop-up mechanism, that opens only during operation, extends the life of the nozzle and other moving parts by preventing insects and dirt particles from obstructing the sprinkler
- **Increased germination percentage**

MegaNet™ provides gentle water jet, and relatively small drops near the ground and does not groove the soil along the whole irrigation event (including startup and shut off), which prevents from the seed to be exposed out of the soil
- **Reduced labor cost and reduced maintenance**

Versatile installation. Can be installed on solid sets or on removable field stands

Long-term reliable service, simple, modular parts, clog resistant design

MegaNet™ is made of superior raw material makes it resistant to agrochemicals & weather conditions

# Specifications & Recommendations

- ✓ Unique impact sprinkler with low trajectory angle for full coverage installation with spacing up to 10x12 meters
- ✓ 7 different flow rates: 200, 250, 350, 450, 550, 650, 750l/h
- ✓ Nominal flow rate at: 2.3bar
- ✓ Recommended pressure range: 2.0 - 3.0bar
- ✓ Water Trajectory angle: 15degrees
- ✓ Nozzle Protection:
  - Integral filter at the inlet of the sprinkler
  - Pop up mechanism: For insect penetration protection
- ✓ Water distribution using a special rotating turbine and two identical symmetrical nozzles
- ✓ 3 types of inlet connectors:
  - 1/2" male threaded
  - 20mm ISO inlet connector (to be glued to PVC)
  - 1/2" ASTM inlet connector (to be glued to PVC)
- ✓ 2 body types:
  - Standard
  - Anti darin Vlave
- ✓ Color coded for easy identification:
  - Cap is color coded according to the flow rate
  - Locking pin for 15D model is white
- ✓ Made of UV-protected materials, durable to all climate conditions and nutrients injected in agricultural applications
- ✓ MegaNet™ sprinklers meet ISO 8026 standards (SI 1406) with production certified by the Israel Standards Institute (SII)
- ✓ Recommended filtration\*: 400mic. / 40mesh

\*Note: Filtration method shall be selected based on the type and concentration of the dirt particles contained in the water. Wherever sand exceeding 2ppm exists in the water, a Hydrocyclone shall be installed before the main filter. Wherever sand/ silt/ clay solids exceed 100ppm, pre-treatment shall be applied according to Netafim™ instructions

## → Technical Data

Nozzle Size (mm)	Code Color	Working Pressure (bar)	Flow Rate (l/h)	Wetted Diameter* (m)	Precipitation (mm/h)						
					Spacing (m x m)						
					7 x 8	8 x 8	8 x 10	9 x 9	10 x 10	10 x 11	10 x 12
1.85	Yellow	2.5	210	14.0	3.8	3.3	2.6	2.6	2.1	1.9	1.8
		3.0	230	14.0	4.1	3.6	2.9	2.8	2.3	2.1	1.9
2.06	Purple	2.5	258	14.0	4.6	4.0	3.2	3.2	2.6	2.3	2.2
		3.0	283	14.0	5.1	4.4	3.5	3.5	2.8	2.6	2.4
2.44	Green	2.5	362	14.0	6.5	5.7	4.5	4.5	3.6	3.3	3.0
		3.0	396	14.0	7.1	6.2	5.0	4.9	4.0	3.6	3.3
2.79	Blue	2.5	461	16.0	8.2	7.2	5.8	5.7	4.6	4.2	3.8
		3.0	505	16.0	9.0	7.9	6.3	6.2	5.1	4.6	4.2
3.08	Brown	2.5	553	16.0	9.9	8.6	6.9	6.8	5.5	5.0	4.6
		3.0	605	16.0	10.8	9.5	7.6	7.5	6.1	5.5	5.0
3.37	Orange	2.5	678	16.0	12.1	10.6	8.5	8.4	6.8	6.2	5.7
		3.0	743	16.0	13.3	11.6	9.3	9.2	7.4	6.8	6.2
3.68	Red	2.5	785	17.0	14.0	12.3	9.8	9.7	7.9	7.1	6.5
		3.0	860	17.0	15.4	13.4	10.8	10.6	8.6	7.8	7.2

\* at least 0.5mm/h

\*\*Performance table prepared under laboratory conditions, sprinkler head 1.0meter above ground

CU = or > than 92%

CU = or > 88% and < 92%

CU = or > 86% and < 88%

CU < 86%

## → Packaging Data

MegaNet™	Quantity P/ Box Units	Box Size (cm x cm x cm)	Box Weight (kg)	Boxes P/Pallet	Total Units P/Pallet	Pallet Weight (kg)
Head only	200	18 x 34 x 79	11.0	20	4000	232




→ MegaNet™ 15D Head Only

Model & Nozzle Color	1/2" Threaded Inlet Connector	20mm ISO Inlet Connector	1/2" ASTM Inlet Connector	1/2" Threaded Inlet Connector + AD
				
200 / Yellow	63600-004900			63600-004910
250 / Purple	63600-004950			
350 / Green	63600-005000		63600-010300	63600-005010
450 / Blue	63600-006000	63600-010100	63600-010500	63600-006010
550 / Brown	63600-007000	63600-010200	63600-010600	
650 / Orange	63600-008000			
750 / Red	63600-009000			


Missing catalog numbers available upon request

→ MegaNet™ 15D Components


MegaNet™ Top

	Model & Nozzle Color	Catalog Number
	200 / Yellow	63620-007400
	250 / Purple	63620-007450
	350 / Green	63620-007500
	450 / Blue	63620-007600
	550 / Brown	63620-007700
	650 / Orange	63620-007800
	750 / Red	63620-007620


MegaNet™ Complete Upper Body

	Model & Nozzle Color	Catalog Number
	200 / Yellow	63620-008900
	250 / Purple	63620-008950
	350 / Green	63620-009000
	450 / Blue	63620-009100
	550 / Brown	63620-009200
	650 / Orange	63620-009300
	750 / Red	63620-009400

MegaNet™ Colored Cap

	Model & Nozzle Color	Product Description	Catalog Number
	200 / Yellow	MGN CAP YELLOW 200 50/BAG	63620-004860
	250 / Purple	MGN CAP PURPLE 250 50/BAG	63620-004910
	350 / Green	MGN CAP GREEN 350 50/BAG	63620-005010
	450 / Blue	MGN CAP BLUE 450 50/BAG	63620-005110
	550 / Brown	MGN CAP BROWN 550 50/BAG	63620-005210
	650 / Orange	MGN CAP ORANGE 650 50/BAG	63620-005310
	750 / Red	MGN CAP RED 750 50/BAG	63620-005410


MegaNet™ 1/2" Threaded Inlet Body

	63620-004200
---	--------------


MegaNet™ C20mm ISO Glued Inlet Body

	63620-004190
---	--------------

MegaNet™ C1/2" ASTM Glued Inlet Body

	63620-004150
---	--------------


MegaNet™ Filter

	63620-004400
---	--------------

MegaNet™ Service Key

	63620-004500
---	--------------


MegaNet™ Road Guard

	63620-007000
---	--------------









### MegaNet™ Turbine

	<b>Product Description</b>
	MGN TURBINE B GREY TURBINE 50/BAG
	<b>50 Units/Bag</b>
	63620-002110

### MegaNet™ Locking Pin Turbine

	<b>product description</b>
	MGN LOCKING PIN GREY B 50/BAG
	<b>50 Units/Bag</b>
	63620-001610

## → Sprinklers Stands & Complementary Products

Product Illustration	Description	Catalog Number
<b>Vegetable Stand</b>		
	IMP SPRINKLER STAND 9*12 120CM W/O STK F&S PE	64520-004900
	IMP SPRINKLER STAND 9*12 120CM W/O STK F&S FLX	64520-004910
<b>NetaStand™ Base</b>		
	BASE NETASTAND™ FEMALE THREAD ½"-24/CAR: BASE FOR ½" RISER <b>Order by box:</b> 1 box contain 24 units	60101-000900
	BASE NETASTAND™ FEMALE THREAD ¾" 24/CAR: BASE FOR ¾" RISER. <b>Order by box:</b> 1 box contain 24 units	60101-000901
<b>Riser</b>		
	MEGA-RISER ½"-0.4MLENGTH - ½" MTH - ½" FTH	64520-002490
	PLASTIC RISER ¾" MALE FEMALE THREAD 40CM COMPLETE	60101-000650
<b>Adaptors For NetaStand™ PE</b>		
	NETASTAND™ ADAPTOR PE 50MM	60101-000935
	NETASTAND™ ADAPTOR PE 63MM	60101-000936
<b>Pre-Cut FlexNet™ And Adaptors For NetaStand™ FlexNet™</b>		
	NETASTAND™ 9M FXN HPPP 2" W/ 2"CONC 120 SETS/PALLET	60101-000964
	NETASTAND™ 10M FXN HPPP 2" W/2"CONC 120 SETS/PALLET	60101-000965
	NETASTAND™ 12M FXN HPPP 2" W/2"CONC 120 SETS/PALLET	60101-000966
	NETASTAND™ PLUG	60101-000953

For additional information on sprinklers stands and assembly instructions please review "Sprinklers Stands" section

# MegaNet™ 24D

Unique encapsulated and protected impact sprinkler with high water trajectory angle - 24degrees, for field crops and vegetable irrigation.



Uniform Wetting & Higher Yield



Insect protected



Anti-Clogging

Applications



Open field crop & vegetable irrigation



Crop germination



Orchards frost mitigation & cooling

## / Benefits & Features

- **Uniform wetting & higher yield** MegaNet™ has symmetric structure allows the water split to two equal water jets, that contribute to a balanced sprinkler, providing very high water distribution uniformity
- **Anti-Clogging** Unique integral filter inside the MegaNet™ ensures clean water inside the nozzle. This filter can be easily cleaned if needed
- **Insect protected** Innovative encapsulated design with unique pop-up mechanism, that opens only during operation, extends the life of the nozzle and other moving parts by preventing insects and dirt particles from obstructing the sprinkler
- **Increased germination percentage** MegaNet™ provides gentle water jet, and relatively small drops near the ground and does not groove the soil along the whole irrigation event (including startup and shut off), which prevents from the seed to be exposed out of the soil
- **Reduced labor cost and reduced maintenance** Versatile installation. Can be installed on solid sets or on removable field stands  
Long-term reliable service, simple, modular parts, clog resistant design  
MegaNet™ is made of superior raw material makes it resistant to agrochemicals & weather conditions

# Specifications & Recommendations

- ✓ Unique impact sprinkler full coverage installation with spacing up to 10x12 meters
- ✓ 7 different flow rates: 200, 250, 350, 450, 550, 650, 750l/h
- ✓ Nominal flow rate at: 2.3bar
- ✓ Recommended pressure range: 2.0 - 3.0bar
- ✓ Water Trajectory angle: 24degrees
- ✓ Nozzle Protection:
  - Integral filter at the inlet of the sprinkler
  - Pop up mechanism: For insect penetration protection
- ✓ Water distribution using a special rotating turbine and two identical symmetrical nozzles
- ✓ 3 types of inlet connectors:
  - 1/2" Male threaded
  - 20mm ISO inlet connector (to be glued to PVC)
  - 1/2" ASTM inlet connector (to be glued to PVC)
- ✓ 2 body types:
  - Standard
  - Anti Darin valve
- ✓ Color coded for easy identification:
  - Cap is color coded according to the flow rate
  - Locking pin for 24D model is black
- ✓ Made of UV-protected materials, durable to all climate conditions and nutrients injected in agricultural applications
- ✓ MegaNet™ sprinklers meet ISO 8026 standards (SI 1406) with production certified by the Israel Standards Institute (SII)
- ✓ Recommended filtration\*: 400mic. / 40mesh

\*Note: Filtration method shall be selected based on the type and concentration of the dirt particles contained in the water. Wherever sand exceeding 2ppm exists in the water, a Hydrocyclone shall be installed before the main filter. Wherever sand/ silt/ clay solids exceed 100ppm, pre-treatment shall be applied according to Netafim™ instructions

## → Technical Data

Nozzle Size (mm)	Code Color	Working Pressure (bar)	Flow Rate (l/h)	Wetted Diameter* (m)	Precipitation (mm/h)							
					Spacing (m x m)							
					7 x 8	8 x 8	8 x 10	9 x 9	10 x 10	10 x 11	10 x 12	
1.85	Yellow	2.5	210	11.0	3.6	3.3						
		3.0	230	11.0	3.8	3.6						
2.06	Purple	2.5	258	12.0	4.4	4.0						
		3.0	283	12.0	4.8	4.4						
2.44	Green	2.5	362	14.0	5.9	5.6	4.5	4.4	3.6			
		3.0	396	14.0	6.5	6.2	5.0	4.9	4.0			
2.79	Blue	2.5	461	17.0	8.1	7.2	5.8	5.7	4.6	4.2	3.9	
		3.0	505	17.0	8.7	7.9	6.3	6.2	5.0	4.6	4.2	
3.08	Brown	2.5	553	18.0	10.0	8.6	6.9	7.2	5.5	5.0	4.6	
		3.0	605	18.0	10.1	9.5	7.6	7.5	6.1	5.5	5.1	
3.37	Orange	2.5	678	18.0	11.5	10.6	8.5	8.4	6.8	6.2	5.7	
		3.0	743	18.0	12.3	11.6	9.3	9.2	7.4	6.8	6.2	
3.68	Red	2.5	785	18.0	13.4	12.3	9.8	9.7	7.9	7.1	6.6	
		3.0	860	19.0	15.0	13.4	10.7	10.6	8.6	7.8	7.2	

\* at least 0.5mm/h


\*\*Performance table prepared under laboratory conditions, sprinkler head 1.0meter above ground

CU = or > than 92%	CU = or > 88% and < 92%	CU = or > 86% and < 88%	CU < 86%
--------------------	-------------------------	-------------------------	----------

## → Packaging Data

MegaNet™	Quantity P/ Box Units	Box Size (cm x cm x cm)	Box Weight (kg)	Boxes P/Pallet	Total Units P/Pallet	Pallet Weight (kg)
Head only	200	18 x 34 x 79	11.0	20	4000	232


→ MegaNet™ 24D Head Only

Model & Nozzle Color	½" Threaded Inlet Connector	½" Threaded Inlet Connector + AD
		
200 / Yellow	63600-001700	63600-001720
250 / Purple	63600-001750	63600-001730
350 / Green	63600-001000	63600-001900
450 / Blue	63600-002000	63600-002010
550 / Brown	63600-003000	63600-003010
650 / Orange	63600-004000	63600-004010
750 / Red	63600-004500	63600-004510


Missing catalog numbers available upon request

→ MegaNet™ 24D Components

MegaNet™ Top

	Model & Nozzle Color	Catalog Number
	200 / Yellow	63620-008100
	250 / Purple	63620-008150
	350 / Green	63620-008200
	450 / Blue	63620-008300
	550 / Brown	63620-008400
	650 / Orange	63620-008500
	750 / Red	63620-008600


MegaNet™ Complete Upper Body

	Model & Nozzle Color	Catalog Number
	200 / Yellow	63620-009700
	250 / Purple	63620-009750
	350 / Green	63620-009800
	450 / Blue	63620-009900
	550 / Brown	63620-010000
	650 / Orange	63620-010100
	750 / Red	63620-010200


MegaNet™ ½" Threaded Inlet Body

	63620-004200
---	--------------


MegaNet™ Filter

	63620-004400
---	--------------

MegaNet™ Service Key

	63620-004500
---	--------------

MegaNet™ Road Guard

	63620-007000
---	--------------

MegaNet™ Locking Pin Turbine

Product Description
MGN LOCKING PIN BLACK A 50/BAG
<b>50 Units/Bag</b>
63620-001510


MegaNet™ Turbine

Product Description
MGN TURBINE B GREY TURBINE 50/BAG FOR FLOWS 450, 550, 650, 750 L/H
<b>50 Units/Bag</b>
63620-002110









Product Description
MGN TURBINE B GREY TURBINE 50/BAG FOR FLOWS 450, 550, 650, 750 L/H
<b>50 Units/Bag</b>
63620-002010

MegaNet™ Colored Cap

	Model & Nozzle Color	Product Description	Catalog Number
	200 / Yellow	MGN CAP YELLOW 200 50/BAG	63620-004860
	250 / Purple	MGN CAP PURPLE 250 50/BAG	63620-004910
	350 / Green	MGN CAP GREEN 350 50/BAG	63620-005010
	450 / Blue	MGN CAP BLUE 450 50/BAG	63620-005110
	550 / Brown	MGN CAP BROWN 550 50/BAG	63620-005210
	650 / Orange	MGN CAP ORANGE 650 50/BAG	63620-005310
	750 / Red	MGN CAP RED 750 50/BAG	63620-005410



## → Sprinklers Stands & Complementary Products

Product Illustration	Description	Catalog Number
<b>Vegetable Stand</b>		
	IMP SPRINKLER STAND 9*12 120CM W/O STK F&S PE	64520-004900
	IMP SPRINKLER STAND 9*12 120CM W/O STK F&S FLX	64520-004910
<b>NetaStand™ Base</b>		
	BASE NETASTAND™ FEMALE THREAD ½"-24/CAR: BASE FOR ½" RISER <b>Order by box:</b> 1 box contain 24 units	60101-000900
	BASE NETASTAND™ FEMALE THREAD ¾" 24/CAR: BASE FOR ¾" RISER. <b>Order by box:</b> 1 box contain 24 units	60101-000901
<b>Riser</b>		
	MEGA-RISER ½" - 0.4M LENGTH - ½" MTH - ½" FTH	64520-002490
	PLASTIC RISER ¾" MALE FEMALE THREAD 40CM COMPLETE	60101-000650
<b>Adapters For NetaStand™ PE</b>		
	NETASTAND™ ADAPTOR PE 50MM	60101-000935
	NETASTAND™ ADAPTOR PE 63MM	60101-000936
<b>Pre-Cut FlexNet™ And Adaptors For NetaStand™ FlexNet™</b>		
	NETASTAND™ 9M FXN HPPP 2" W/ 2"CONC 120 SETS/PALLET	60101-000964
	NETASTAND™ 10M FXN HPPP 2" W/2"CONC 120 SETS/PALLET	60101-000965
	NETASTAND™ 12M FXN HPPP 2" W/2"CONC 120 SETS/PALLET	60101-000966
	NETASTAND™ PLUG	60101-000953

For additional information on sprinklers stands and assembly instructions please review "Sprinklers Stands" section

# D-Net™ 8550

Super durable 1/2" impact sprinkler with unique 3D arm and 24degrees water trajectory angle, for field crops and vegetable irrigation.



Very high water distribution uniformity



Robust & long lasting



Reduced labor cost

Applications



Open field crop & vegetable irrigation



Crop germination



Roof cleaning

## / Benefits & Features

→ Very high water distribution uniformity & higher yield

Innovative 3D diffusion arm, ensures excellent water distribution uniformity and no under-watered spots, resulting uniform crop yields

Special design of the D-Net™ 8550, guarantees maximum water-use efficiency

→ Robust product & long lasting performances

D-Net™ 8550 has a special design that makes the sprinkler resistant to wear and ensures high performance throughout the long product life

→ Reduced labor cost & easy maintenance

Versatile installation. Can be installed on solid sets or on removable field stands

Easy to maintain. A special nozzle key is designed to allow simple cleaning of the nozzles

D-Net™ 8550 is made of UV-protected materials, making it durable under all climate conditions and with any applied

# / Specifications & Recommendations

- ✓ ½" impact sprinkler with unique 3D arm and 24degrees water trajectory angle, for full coverage installation with spacing up to 12x14 meters
- ✓ 7 different flow rates: 510, 580, 680, 810, 940, 1135, 1275l/h
- ✓ Nominal flow rate at: 2.5bar
- ✓ Recommended pressure range: 2.0 - 3.0bar
- ✓ Water Trajectory angle: 24degrees
- ✓ Water distribution is achieved by combination of 2 nozzles. Front nozzle and rear nozzle
- ✓ 1 type of inlet connector: ½" male threaded
- ✓ Color coded of the nozzles for easy identification of the flow rate
- ✓ Made of UV-protected materials, durable to all climate conditions and nutrients injected in agricultural applications
- ✓ Recommended filtration, according to Netafim's instructions\*

\*Note: Filtration method shall be selected based on the type and concentration of the dirt particles contained in the water. Wherever sand exceeding 2ppm exists in the water, a Hydrocyclone shall be installed before the main filter. Wherever sand/ silt/ clay solids exceed 100ppm, pre-treatment shall be applied according to Netafim™ instructions

## → Technical Data

Nozzle Size (mm)	Code Color		Working Pressure (bar)	Flow Rate (l/h)	Wetted Diameter* (m)	Precipitation (mm/h)				
						Spacing (m x m)				
						10 x 12	11 x 12	12 x 12	13 x 12	
2.3 + 1.8	Grey	+	Lime green	1.5	395	18	3.5	3.2	2.9	2.1
				2.0	456	18	3.5	3.2	2.9	2.7
				2.5	510	19	4.4	4.0	3.7	3.4
				3.0	559	19	4.8	4.4	4.0	3.7
2.5 + 1.8	Purple	+	Lime green	1.5	449	18	3.7	3.4	3.1	2.9
				2.0	519	19	4.4	4.0	3.6	3.3
				2.5	580	19	4.9	4.4	4.0	3.7
2.9 + 1.8	Orange	+	Lime green	1.5	527	18	4.4	4.0	3.7	3.4
				2.0	608	19	5.1	4.6	4.2	3.9
				2.5	680	20	5.7	5.1	4.7	4.3
				3.0	745	20	6.2	5.6	5.2	4.8
3.2 + 1.8	Green	+	Lime green	1.5	627	18	5.2	4.8	4.4	4.0
				2.0	724	19	6.1	5.5	5.0	4.7
				2.5	810	21	6.8	6.1	5.6	5.2
				3.0	887	21	7.4	6.7	6.2	5.7
3.5 + 1.8	Blue	+	Lime green	1.5	728	18	6.0	5.5	5.0	4.6
				2.0	841	19	7.0	6.4	5.8	5.4
				2.5	940	21	7.9	7.1	6.5	6.0
				3.0	1030	21	8.6	7.8	7.2	6.6
						9 x 4	9 x 15	10 x 14	10 x 15	
3.5 + 2.5	Blue	+	Yellow	2.0	1015	22	8.1	7.5	7.3	6.8
				2.5	1135	22	9.0	8.4	8.1	7.6
				3.0	1243	22	9.9	9.2	8.9	8.3
4.0 + 2.5	Black	+	Yellow	2.0	1145	22	9.1	8.5	8.2	7.6
				2.5	1275	22	10.1	9.4	9.1	8.5
				3.0	1397	22	11.1	10.3	10.0	9.3

\* at least 0.5mm/h

\*\*Performance table prepared under laboratory conditions, sprinkler head 1.0meter above ground

CU = or > than 92%	CU = or > 88% and < 92%	CU = or > 86% and < 88%	CU < 86%
--------------------	-------------------------	-------------------------	----------

→ Packaging Data

Model	Quantity P/Box Unit	Box Size (cm x cm x cm)	Box Weigh (kg)	Boxes P/Pallet	Total Units P/Pallet	Pallet Weigh (kg)
D-Net™ 8550	168	54 x 36 x 33	12.0	18	3024	240

→ Catalog Numbers

Nozzle size (mm)	Code Color	Flow Rate (l/h) *	Catalog Number
2.3 + 1.8	Grey	510	60100-000990
2.5 + 1.8	Purple	580	60100-001000
2.9 + 1.8	Orange	680	60100-001010
3.2 + 1.8	Green	810	60100-001030
3.5 + 1.8	Blue	940	60100-001040
3.5 + 2.5	Blue	1135	60100-001045
4.0 + 2.5	Black	1275	60100-001046









\*Nominal flow rate at 2.5bar working pressure

→ D-Net 8550 Nozzles

Product Illustration	Nozzle Size (mm)	Qty. Per Box	Nozzle Color	Catalog Number Per Box*
	Front nozzle 2.3	500	Grey	60101-000800
	Front nozzle 2.5	500	Purple	60101-000801
	Front nozzle 2.9	500	Orange	60101-000802
	Front nozzle 3.2	500	Green	60101-000803
	Front nozzle 3.5	500	Blue	60101-000804
	Front nozzle 4.0	500	Black	60101-000805
	Rear nozzle 1.8	500	Lime green	60101-000806
	Rear nozzle 2.5	500	Yellow	60101-000807

\*The catalog number is for full box of nozzles

## → Sprinklers Stands & Complementary Products

Product Illustration	Description	Catalog Number
<b>Vegetable Stand</b>		
	IMP SPRINKLER STAND 9*12 120CM W/O STK F&S PE	64520-004900
	IMP SPRINKLER STAND 9*12 120CM W/O STK F&S FLX	64520-004910
<b>NetaStand™ Base</b>		
	BASE NETASTAND™ FEMALE THREAD ½"-24/CAR: BASE FOR ½" RISER <b>Order by box:</b> 1 box contain 24 units	60101-000900
	BASE NETASTAND™ FEMALE THREAD ¾" 24/CAR: BASE FOR ¾" RISER. <b>Order by box:</b> 1 box contain 24 units	60101-000901
<b>Riser</b>		
	MEGA-RISER ½"- 0.4MLENGTH - ½" MTH - ½" FTH	64520-002490
	PLASTIC RISER ¾" MALE FEMALE THREAD 40CM COMPLETE	60101-000650
<b>Adapters For NetaStand™ PE</b>		
	NETASTAND™ ADAPTOR PE 50MM	60101-000935
	NETASTAND™ ADAPTOR PE 63MM	60101-000936
<b>Pre-Cut FlexNet™ And Adaptors For NetaStand™ FlexNet™</b>		
	NETASTAND™ 9M FXN HPPP 2" W/ 2"CONC 120 SETS/PALLET	60101-000964
	NETASTAND™ 10M FXN HPPP 2" W/2"CONC 120 SETS/PALLET	60101-000965
	NETASTAND™ 12M FXN HPPP 2" W/2"CONC 120 SETS/PALLET	60101-000966
	NETASTAND™ PLUG	60101-000953

For additional information on sprinklers stands and assembly instructions please review "Sprinklers Stands" section



# D-Net™ 8550 AA

1/2" Impact sprinkler with unique 3D arm and adjustable arc for part circle irrigation.



Very high water distribution uniformity



Road guard



Easy operation & maintenance

Applications



Open field crop & vegetable irrigation



Roof cleaning

## / Benefits & Features

- **Road guard** A simple adjustable arc enables to modify manually, the sprinkler from 360 degrees to any part-circle watering, for irrigation on the edges of the field
- **High water distribution uniformity & higher yield** Innovative 3D diffusion arm, ensures excellent water distribution uniformity and no under-watered spots, resulting uniform crop yields  
Special design of the D-Net™ 8550 AA, guarantees maximum water-use efficiency
- **Extended product life** D-Net™ 8550 AA has a special design that makes the sprinkler resistant to wear and ensures high performance throughout the long product life
- **Reduced labor cost & easy maintenance** Versatile installation. Can be installed on solid sets or on removable field stands  
Easy to maintain. A special nozzle key is designed to allow simple cleaning of the nozzles  
D-Net™ 8550 AA is made of UV-protected materials, making it durable under all climate conditions and with any applied

# / Specifications & Recommendations

- ✓ ½" Impact sprinkler with unique 3D arm and Adjustable Arc, for part circle coverage irrigation
- ✓ 2 different flow rates: 500, 630l/h
- ✓ Nominal flow rate at: 2.5bar
- ✓ Recommended pressure range: 2.0 - 3.0bar
- ✓ Water trajectory angle: 24degrees
- ✓ Water distribution is achieved by a single front nozzle and the setup of the adjustable arc
- ✓ 1 type of inlet connector: ½" male threaded
- ✓ Color coded of the nozzle for easy identification of the flow rate
- ✓ Made of UV-protected materials, durable to all climate conditions and nutrients injected in agricultural application
- ✓ Recommended filtration, according to Netafim's instructions\*

\*Note: Filtration method shall be selected based on the type and concentration of the dirt particles contained in the water. Wherever sand exceeding 2ppm exists in the water, a Hydrocyclone shall be installed before the main filter. Wherever sand/ silt/ clay solids exceed 100ppm, pre-treatment shall be applied according to Netafim™ instructions

## → Technical Data

Nozzle Size (mm)	Code Color	Working Pressure (bar)	Flow Rate (l/h)	Wetted Radius* (m)
Front nozzle 2.9	Orange	2.0	447	10.0
		2.5	500	10.0
		3.0	548	10.0
Front nozzle 3.2	Green	2.0	563	10.0
		2.5	630	10.0
		3.0	690	10.0

\* At least 0.5mm/h

## → Packaging Data



Model	Quantity P/Box Unit	Box Size (cm x cm x cm)	Box Weight (kg)	Boxes P/Pallet	Total Units P/Pallet	Pallet Weight (kg)
D-Net™ 8550 AA	72	55 x 36 x 33	8.1	18	1296	160

## → Catalog Numbers

Nozzle Size (mm)	Nozzle Code Color	Flow Rate (l/h) *	Catalog Number
2.9	Orange	500	60100-004350
3.2	Green	630	60100-004351









\*Nominal flow rate at 2.5bar working pressure

## → D-Net 8550 AA Nozzles

Product Illustration	Nozzle Size (mm)	Qty. Per Box	Nozzle Color	Catalog Number Per Box*
	Front nozzle 2.9	500	Orange	60101-000802
	Front nozzle 3.2	500	Green	60101-000803

\*The catalog number is for full box of nozzles

→ Sprinklers Stands & Complementary Products

Product Illustration	Description	Catalog Number
<b>Vegetable Stand</b>		
	IMP SPRINKLER STAND 9*12 120CM W/O STK F&S PE	64520-004900
	IMP SPRINKLER STAND 9*12 120CM W/O STK F&S FLX	64520-004910
<b>NetaStand™ Base</b>		
	BASE NETASTAND™ FEMALE THREAD ½"-24/CAR: BASE FOR ½" RISER <b>Order by box:</b> 1 box contain 24 units	60101-000900
	BASE NETASTAND™ FEMALE THREAD ¾" 24/CAR: BASE FOR ¾" RISER. <b>Order by box:</b> 1 box contain 24 units	60101-000901
<b>Riser</b>		
	MEGA-RISER ½"- 0.4MLENGTH - ½" MTH - ½" FTH	64520-002490
	PLASTIC RISER ¾" MALE FEMALE THREAD 40CM COMPLETE	60101-000650
<b>Adapters For NetaStand™ PE</b>		
	NETASTAND™ ADAPTOR PE 50MM	60101-000935
	NETASTAND™ ADAPTOR PE 63MM	60101-000936
<b>Pre-Cut FlexNet™ And Adaptors For NetaStand™ FlexNet™</b>		
	NETASTAND™ 9M FXN HPPP 2" W/ 2"CONC 120 SETS/PALLET	60101-000964
	NETASTAND™ 10M FXN HPPP 2" W/2"CONC 120 SETS/PALLET	60101-000965
	NETASTAND™ 12M FXN HPPP 2" W/2"CONC 120 SETS/PALLET	60101-000966
	NETASTAND™ PLUG	60101-000953

For additional information on sprinklers stands and assembly instructions please review "Sprinklers Stands" section

# D-Net™ 8550 FR

## FLOW REGULATED

Impact sprinkler with unique flow regulated nozzles for excellent water distribution uniformity and consistency throughout the field.



High uniformity



Flow regulated nozzles



Extended product life

Applications



Open field crop & vegetable irrigation



Text



Roof cleaning

## / Benefits & Features

→ Consistently higher and better yields throughout the field

Excellent water distribution uniformity throughout the field, thanks to the unique flow regulated nozzles and special 3-D arm, enabling the highest uniformity in the market, especially in changing topography and longer lateral lines

Maximum water-use efficiency reducing energy and water resources

→ Saves labor costs

High robustness. Has special design that makes the sprinkler more resistant and ensures high performance for extended product life

Extended product life. Made of UV-protected materials, making it durable under all climate conditions and with any applied nutrients

→ Multi installation options and easy maintenance

Flexible installation. Can be installed on solid sets or on a mobile sprinkler stands

Easy to maintain. A special nozzle key is designed to allow simple cleaning of the nozzle

# / Specifications & Recommendations

- ✓ Pressure regulation range: 2.5 to 4.0bar (at the sprinkler head)
- ✓ 3 different flow rates: 590, 680, 800l/h
- ✓ Water trajectory angle: 24degrees
- ✓ Inlet connection: ½" male threaded
- ✓ Color coded nozzles for easy flow identification
- ✓ Filtration recommendations: Wherever sand exceeding 2ppm exists in the water, a Hydrocyclone is to be installed to protect the system
- ✓ When sand/ silt/ clay solids exceed 100ppm, pretreatment will be applied according to Netafim™ expert team's instructions

\*Note: Filtration method shall be selected based on the type and concentration of the dirt particles contained in the water. Wherever sand exceeding 2ppm exists in the water, a Hydrocyclone shall be installed before the main filter. Wherever sand/ silt/ clay solids exceed 100ppm, pre-treatment shall be applied according to Netafim™ instructions

## → Technical Data

Nozzle Color	Working Pressure (bar)	Flow Rate (l/h)	Wetted Diameter	Precipitation Rate (mm/h)				
				10 x 10	10 x 12	11 x 12	12 x 12	12 x 14
White	3.0	590	19.5	5.90	4.92	4.47	4.10	3.51
Brown + Red	3.0	680	20.0	6.80	5.67	5.15	4.72	4.05
Light pink	3.0	800	20.0	8.00	6.67	6.06	5.56	4.76

\* at least 0.5mm/h

\*\*Performance table prepared under laboratory conditions, sprinkler head 1.0meter above ground

CU = or > than 92%	CU = or > 88% and < 92%	CU = or > 86% and < 88%	CU < 86%
--------------------	-------------------------	-------------------------	----------





## → Packaging Data

Model	Quantity Per Box	Box Size (cm x cm x cm)	Box Weight (kg)	Boxes Per Pallet	Total Units Per Pallet	Pallet Weight
D-NET 8550 F.R	168	54 x 36 x 33	12	18	3024	240

## → Catalog Numbers

Model	Description	Front Nozzle Color	Rear Nozzle Color	Flow Rate @3.0bar (l/h)	Catalog Number
1	D-NET 8550 F.R 590 L/H FLOW REG. NOZZLE	White	Red	590	60100-001421
2	D-NET 8550 F.R 680 L/H FLOW REG. NOZZLE	Brown	Red	680	60100-001422
3	D-NET 8550 F.R 800 L/H FLOW REG. NOZZLE	Light Pink	Red	800	60100-001423









## → D-Net™ 8550 F.R Nozzles

Product Illustration	Description	Nozzle Type	Nozzle Color	Catalog Number
	FRONT NOZZLE 8550 F.R FOR 590 WHITE 500/C	Front	White	60101-001020
	FRONT NOZZLE 8550 F.R FOR 680 BROWN 500/C	Front	Brown	60101-001021
	FRONT NOZZLE 8550 F.R FOR 800 LIGHT PINK 500/C	Front	Light Pink	60101-001022
	REAR NOZZLE 8550 F.R REAR RED 500/C	Rear	Red	60101-001023

Orders by box only



## → Sprinklers Stands & Complementary Products

Product Illustration	Description	Catalog Number
<b>Vegetable Stand</b>		
	IMP SPRINKLER STAND 9*12 120CM W/O STK F&S PE	64520-004900
	IMP SPRINKLER STAND 9*12 120CM W/O STK F&S FLX	64520-004910
<b>NetaStand™ Base</b>		
	BASE NETASTAND™ FEMALE THREAD ½"-24/CAR: BASE FOR ½" RISER <b>Order by box:</b> 1 box contain 24 units	60101-000900
	BASE NETASTAND™ FEMALE THREAD ¾" 24/CAR: BASE FOR ¾" RISER. <b>Order by box:</b> 1 box contain 24 units	60101-000901
<b>Riser</b>		
	MEGA-RISER ½"- 0.4MLENGTH - ½" MTH - ½" FTH	64520-002490
	PLASTIC RISER ¾" MALE FEMALE THREAD 40CM COMPLETE	60101-000650
<b>Adapters For NetaStand™ PE</b>		
	NETASTAND™ ADAPTOR PE 50MM	60101-000935
	NETASTAND™ ADAPTOR PE 63MM	60101-000936
<b>Pre-Cut FlexNet™ And Adaptors For NetaStand™ FlexNet™</b>		
	NETASTAND™ 9M FXN HPPP 2" W/ 2"CONC 120 SETS/PALLET	60101-000964
	NETASTAND™ 10M FXN HPPP 2" W/2"CONC 120 SETS/PALLET	60101-000965
	NETASTAND™ 12M FXN HPPP 2" W/2"CONC 120 SETS/PALLET	60101-000966
	NETASTAND™ PLUG	60101-000953

For additional information on sprinklers stands and assembly instructions please review "Sprinklers Stands" section

# D-Net™ 0950

Very low trajectory (9.0deg) ½" impact sprinkler with unique 3D arm for under canopy irrigation and areas with winds.



Very high water distribution uniformity



Robust & long lasting



Reduced labor cost

Applications



Windy open field crop & vegetable irrigation



Under canopy irrigation as Banana



Roof cleaning

## / Benefits & Features

- **High water distribution uniformity & higher yield**

Innovative 3D diffusion arm, ensures relatively high water distribution uniformity, resulting uniform crop yields

The lower trajectory angle of the water prevents evaporation to the air in areas with winds, and guarantees maximum water-use efficiency
- **Robust product & long lasting performances**

D-Net™ 0950 has a special design that makes the sprinkler resistant to wear and ensures high performance throughout the long product life
- **Reduced labor cost & easy maintenance**

Versatile installation. Can be installed on solid sets or on removable field stands

Easy to maintain. A special nozzle design, allows simple cleaning of the nozzle even under pressure

D-Net™ 0950 is made of UV-protected materials, making it durable under all climate conditions and with any applied

# Specifications & Recommendations

- ✓ 1/2" impact sprinkler with unique 3D arm and 9.0degrees water trajectory angle, for full coverage installation with spacing up to 10x11 meters
- ✓ 3 different flow rates: 355, 400, 510l/h
- ✓ Nominal flow rate at: 2.5bar
- ✓ Recommended pressure range: 2.0 - 3.0bar
- ✓ Water trajectory angle: 9.0Degrees
- ✓ Water distribution is achieved by a single front nozzle
- ✓ 1 type of inlet connector: 1/2" male threaded
- ✓ Color coded of the nozzle for easy identification of the flow rate
- ✓ Made of UV-protected materials, durable to all climate conditions and nutrients injected in agricultural applications
- ✓ Recommended filtration, according to Netafim's instructions\*

\*Note: Filtration method shall be selected based on the type and concentration of the dirt particles contained in the water. Wherever sand exceeding 2ppm exists in the water, a Hydrocyclone shall be installed before the main filter. Wherever sand/ silt/ clay solids exceed 100ppm, pre-treatment shall be applied according to Netafim™ instructions

## → Technical Data

Nozzle Size (mm)	Code Color	Working Pressure (bar)	Flow Rate (l/h)	Wetted Diameter* (m)	Precipitation (mm/h)					
					Spacing (m x m)					
					8x8	8x9	9x9	9x10	10x10	10x11
2.3	White	2.0	315	16	4.92	4.38	3.89	3.50	3.15	2.86
		2.5	355	16	5.55	4.93	4.39	3.95	3.55	3.23
		3.0	385	16	6.02	5.35	4.76	4.28	3.85	3.50
2.5	Brown	2.0	360	14	5.63	5.00	4.44	4.00	3.60	3.27
		2.5	400	14	6.25	5.56	4.94	4.45	4.00	3.64
		3.0	440	14	6.87	6.11	5.43	4.89	4.40	4.00
2.9	Yellow	2.0	460	14	7.19	6.39	5.68	5.11	4.60	4.18
		2.5	510	16	7.97	7.08	6.30	5.67	5.10	4.64
		3.0	555	16	8.67	7.71	6.85	6.17	5.55	5.05




\* at least 0.5mm/h

\*\* Performance table prepared under laboratory conditions, sprinkler head at 0.5meter above ground

## → Packaging Data

Model	Quantity P/Box Unit	Box Size (cm x cm x cm)	Box Weigth (kg)	Boxes P/Pallet	Total Units P/Pallet	Pallet Weigth (kg)
D-Net™ 0950	168	54 x 36 x 33	12.0	18	3024	240

## → D-Net™ 0950 Nozzles









Product Illustration	Nozzle Size (mm)	Quantity Per Box	Nozzle Color	Catalog Number Per Box*
	2.3	350	White	60101-000830
	2.5	350	Brown	60101-000831
	2.9	350	Yellow	60101-000832

## → Catalog Numbers

Nozzle size (mm)	Code Color	Flow Rate (l/h) *	Catalog Number
2.3	White	355	60100-001430
2.5	Brown	400	60100-001431
2.9	Yellow	510	60100-001432

\*Nominal flow rate at 2.5bar working pressure


## → Sprinklers Stands & Complementary Products

Product Illustration	Description	Catalog Number
<b>Vegetable Stand</b>		
	IMP SPRINKLER STAND 9*12 120CM W/O STK F&S PE	64520-004900
	IMP SPRINKLER STAND 9*12 120CM W/O STK F&S FLX	64520-004910
<b>NetaStand™ Base</b>		
	BASE NETASTAND™ FEMALE THREAD ½"-24/CAR: BASE FOR ½" RISER <b>Order by box:</b> 1 box contain 24 units	60101-000900
	BASE NETASTAND™ FEMALE THREAD ¾" 24/CAR: BASE FOR ¾" RISER. <b>Order by box:</b> 1 box contain 24 units	60101-000901
<b>Riser</b>		
	MEGA-RISER ½"- 0.4MLENGTH - ½" MTH - ½" FTH	64520-002490
	PLASTIC RISER ¾" MALE FEMALE THREAD 40CM COMPLETE	60101-000650
<b>Adapters For NetaStand™ PE</b>		
	NETASTAND™ ADAPTOR PE 50MM	60101-000935
	NETASTAND™ ADAPTOR PE 63MM	60101-000936
<b>Pre-Cut FlexNet™ And Adaptors For NetaStand™ FlexNet™</b>		
	NETASTAND™ 9M FXN HPPP 2" W/ 2"CONC 120 SETS/PALLET	60101-000964
	NETASTAND™ 10M FXN HPPP 2" W/2"CONC 120 SETS/PALLET	60101-000965
	NETASTAND™ 12M FXN HPPP 2" W/2"CONC 120 SETS/PALLET	60101-000966
	NETASTAND™ PLUG	60101-000953

For additional information on sprinklers stands and assembly instructions please review "Sprinklers Stands" section

# D-Net™ 6550

Low trajectory (14deg) 1/2" impact sprinkler with unique 3D arm for under canopy irrigation and areas with winds.



Very high water distribution uniformity



Robust & long lasting



Reduced labor cost

Applications



Windy open field crop & vegetable irrigation



Under canopy irrigation as Banana



Roof cleaning

## / Benefits & Features

- **High water distribution uniformity & higher yield**

Innovative 3D diffusion arm, ensures relatively high water distribution uniformity, resulting uniform crop yields

The lower trajectory angle of the water prevents evaporation to the air in areas with winds, and guarantees maximum water-use efficiency
- **Robust product & long lasting performances**

D-Net™ 6550 has a special design that makes the sprinkler resistant to wear and ensures high performance throughout the long product life
- **Reduced labor cost & easy maintenance**

Versatile installation. Can be installed on solid sets or on removable field stands

Easy to maintain. A special nozzle design, allows simple cleaning of the nozzle even under pressure

D-Net™ 6550 is made of UV-protected materials, making it durable under all climate conditions and with any applied



# Specifications & Recommendations

- ✓ 1/2" impact sprinkler with unique 3D arm and 14degrees water trajectory angle, for full coverage installation with spacing up to 12x12 meters
- ✓ 3 different flow rates: 355, 400, 510l/h
- ✓ Nominal flow rate at: 2.5bar
- ✓ Recommended pressure range: 2.0 - 3.0bar
- ✓ Water Trajectory angle: 14degrees
- ✓ Water distribution is achieved by a single front nozzle
- ✓ 1 type of inlet connector: 1/2" male threaded
- ✓ Color coded of the nozzle for easy identification of the flow rate
- ✓ Made of UV-protected materials, durable to all climate conditions and nutrients injected in agricultural applications
- ✓ Recommended filtration, according to Netafim's instructions\*

\*Note: Filtration method shall be selected based on the type and concentration of the dirt particles contained in the water. Wherever sand exceeding 2ppm exists in the water, a Hydrocyclone shall be installed before the main filter. Wherever sand/ silt/ clay solids exceed 100ppm, pre-treatment shall be applied according to Netafim™ instructions

## → Technical Data

Nozzle Size (mm)	Code Color	Working Pressure (Bar)	Flow Rate (l/h)	Wetted Diameter* (m)	Precipitation (mm/h)					
					Spacing (m x m)					
					9 x 9	9 x 10	10 x 10	10 x 11	10 x 12	12 x 12
2.3	Grey	2.0	318	16	3.9	3.5	3.2	2.9	2.7	2.2
		2.5	355	17	4.4	3.9	3.6	3.2	3.0	2.5
		3.0	389	17	4.8	4.3	3.9	3.5	3.2	2.7
2.5	Purple	2.0	358	16	4.4	4.0	3.6	3.3	3.0	2.5
		2.5	400	18	4.9	4.4	4.0	3.6	3.3	2.8
		3.0	438	18	5.4	4.9	4.4	4.0	3.7	3.0
2.9	Orange	2.0	456	17	5.6	5.1	4.6	4.1	3.8	3.2
		2.5	510	18	6.3	5.7	5.1	4.6	4.3	3.5
		3.0	559	19	6.9	6.2	5.6	5.1	4.7	3.9

\* at least 0.5mm/h

\*\* Performance table prepared under laboratory conditions, sprinkler head at 0.5meter above ground

## → Packaging Data




Model	Quantity P/Box Unit	Box Size (cm x cm x cm)	Box Weigh (kg)	Boxes P/Pallet	Total Units P/Pallet	Pallet Weigh (kg)
D-Net™ 6550	168	54 x 36 x 33	12.0	18	3024	240

## → Catalog Numbers

Nozzle Size (mm)	Code Color	Flow Rate (l/h) *	Catalog Number
2.3	Grey	355	60100-002300
2.5	Purple	400	60100-002310
2.9	Orange	510	60100-002320









\*Nominal flow rate at 2.5bar working pressure

## → D-Net™ 6550 Nozzles

Product Illustration	Nozzle Size (mm)	Qty. Per Box	Code Color	Catalog Number Per Box*
	2.3	350	Grey	60101-000826
	2.5	350	Purple	60101-000827
	2.9	350	Orange	60101-000828

\*The catalog number is for full box of nozzles

## → Sprinklers Stands & Complementary Products

Product Illustration	Description	Catalog Number
<b>Vegetable Stand</b>		
	IMP SPRINKLER STAND 9*12 120CM W/O STK F&S PE	64520-004900
	IMP SPRINKLER STAND 9*12 120CM W/O STK F&S FLX	64520-004910
<b>NetaStand™ Base</b>		
	BASE NETASTAND™ FEMALE THREAD ½"-24/CAR: BASE FOR ½" RISER <b>Order by box:</b> 1 box contain 24 units	60101-000900
	BASE NETASTAND™ FEMALE THREAD ¾" 24/CAR: BASE FOR ¾" RISER. <b>Order by box:</b> 1 box contain 24 units	60101-000901
<b>Riser</b>		
	MEGA-RISER ½"- 0.4MLENGTH - ½" MTH - ½" FTH	64520-002490
	PLASTIC RISER ¾" MALE FEMALE THREAD 40CM COMPLETE	60101-000650
<b>Adapters For NetaStand™ PE</b>		
	NETASTAND™ ADAPTOR PE 50MM	60101-000935
	NETASTAND™ ADAPTOR PE 63MM	60101-000936
<b>Pre-Cut FlexNet™ And Adaptors For NetaStand™ FlexNet™</b>		
	NETASTAND™ 9M FXN HPPP 2" W/ 2"CONC 120 SETS/PALLET	60101-000964
	NETASTAND™ 10M FXN HPPP 2" W/2"CONC 120 SETS/PALLET	60101-000965
	NETASTAND™ 12M FXN HPPP 2" W/2"CONC 120 SETS/PALLET	60101-000966
	NETASTAND™ PLUG	60101-000953

For additional information on sprinklers stands and assembly instructions please review "Sprinklers Stands" section

# LWP 2450

Low working pressure 1/2" impact sprinkler with 24degrees water trajectory angle, for field crops and vegetable irrigation.



Low operation pressure



Robust & long lasting



Reduced labor cost

Applications



Open field crop & vegetable irrigation



Crop germination



Orchards cooling

## / Benefits & Features

→ Saves operation costs

LWP 2450 is designed to work with relatively low pressure, thus reduces operating costs and saves energy and infrastructure investments

The product is designed to achieve a good water distribution uniformity, although the low sprinkler operation pressure

→ Robust product & long lasting performances

LWP 2450 special design makes the sprinkler more resistible thus ensuring high performance and durability

→ Reduced labor cost & easy maintenance

Versatile installation. Can be installed on solid sets or on removable field stands

Easy to maintain. A special nozzle key is designed to allow simple cleaning of the nozzles

LWP 2450 is made of UV-protected materials, making it durable under all climate conditions and with any applied

# Specifications & Recommendations

- ✓ Low pressure 1/2" impact sprinkler with 24degrees water trajectory angle, for full coverage installation with spacing up to 10X10 meters
- ✓ 3 different flow rates: 350, 380, 450l/h
- ✓ Nominal flow rate at: 1.5bar
- ✓ Rec. pressure range: 1.0 - 2.0bar
- ✓ Water Trajectory angle: 24degrees
- ✓ Water distribution is achieved by combination of 2 nozzles. Front nozzle and rear nozzle
- ✓ 1 type of inlet connector: 1/2" male threaded
- ✓ Color coded of the nozzles for easy identification of the flow rate
- ✓ Made of UV-protected materials, durable to all climate conditions and nutrients injected in agricultural applications
- ✓ Recommended filtration, according to Netafim's instructions\*

\*Note: Filtration method shall be selected based on the type and concentration of the dirt particles contained in the water. Wherever sand exceeding 2ppm exists in the water, a Hydrocyclone shall be installed before the main filter. Wherever sand/ silt/ clay solids exceed 100ppm, pre-treatment shall be applied according to Netafim™ instructions

## → Technical Data

Nozzle Size (mm)	Code Color	Working Pressure (bar)	Flow Rate (l/h)	Wetted Diameter* (m)	Precipitation (mm/h)				
					Spacing (m x m)				
					8 X 8	8 X 10	9 X 9	9 X 10	10 X 10
2.0 + 1.8	White	1.0	286	17	4.5	3.6	3.5	3.2	2.9
		1.5	350	20	5.5	4.4	4.3	3.9	3.5
		2.0	404	21	6.3	5.1	5.0	4.5	4.0
2.2 + 1.8	Brown	1.0	310	18	4.8	3.9	3.8	3.4	3.1
		1.5	380	20	5.9	4.8	4.7	4.2	3.8
		2.0	439	21	6.9	5.5	5.4	4.9	4.4
2.5 + 1.8	Purple	1.0	367	19	6.4	5.1	5.0	4.5	4.1
		1.5	450	21	7.0	5.6	5.6	5.0	4.5
		2.0	520	22	9.0	7.2	7.1	6.4	5.8

\* at least 0.5mm/h

\*\*Performance table prepared under laboratory conditions, sprinkler head 1.0meter above ground

CU = or > than 92%	CU = or > 88% and < 92%	CU = or > 86% and < 88%	CU < 86%
--------------------	-------------------------	-------------------------	----------

## → Packaging Data

Model	Quantity p/box unit	Box Size (cm x cm x cm)	Box Weigth (kg)	Boxes P/Pallet	Total Units P/Pallet	Pallet Weigth (kg)
LWP 2450	200	54 x 22 x 48	13.0	20	4000	270

## → LWP Nozzles

Product Illustration	Nozzle Size (mm)	Code Color	Qty. Per Box	Catalog Number Per Box*
	Front nozzle 2.0	White	500	60101-000833
	Front nozzle 2.2	Brown	500	60101-000834
	Front nozzle 2.5	Purple	500	60101-000801
	Rear nozzle 1.8	Lime green	500	60101-000806

\*The catalog number is for full box of nozzles

→ Catalog Numbers

Nozzle size (mm)	Code color	Flow rate (l/h) *	catalog number
2.0 + 1.8	White	350	60100-004000
2.2 + 1.8	Brown	380	60100-004001
2.5 + 1.8	Purple	450	60100-004002

\*Nominal flow rate at 1.5bar working pressure

→ Sprinklers Stands & Complementary Products

Product Illustration	Description	Catalog Number
<b>Vegetable Stand</b>		
	IMP SPRINKLER STAND 9*12 120CM W/O STK F&S PE	64520-004900
	IMP SPRINKLER STAND 9*12 120CM W/O STK F&S FLX	64520-004910
<b>NetaStand™ Base</b>		
	BASE NETASTAND™ FEMALE THREAD 1/2" 24/CAR: BASE FOR 1/2" RISER <b>Order by box:</b> 1 box contain 24 units	60101-000900
	BASE NETASTAND™ FEMALE THREAD 3/4" 24/CAR: BASE FOR 3/4" RISER. <b>Order by box:</b> 1 box contain 24 units	60101-000901
<b>Riser</b>		
	MEGA-RISER 1/2" - 0.4MLENGTH - 1/2" MTH - 1/2" FTH	64520-002490
	PLASTIC RISER 3/4" MALE FEMALE THREAD 40CM COMPLETE	60101-000650
<b>Adapters For NetaStand™ PE</b>		
	NETASTAND™ ADAPTOR PE 50MM	60101-000935
	NETASTAND™ ADAPTOR PE 63MM	60101-000936
<b>Pre-Cut FlexNet™ And Adaptors For NetaStand™ FlexNet™</b>		
	NETASTAND™ 9M FXN HPPP 2" W/ 2"CONC 120 SETS/PALLET	60101-000964
	NETASTAND™ 10M FXN HPPP 2" W/2"CONC 120 SETS/PALLET	60101-000965
	NETASTAND™ 12M FXN HPPP 2" W/2"CONC 120 SETS/PALLET	60101-000966
	NETASTAND™ PLUG	60101-000953
<b>Complementary Products</b>		
	SOCKET 1/2" - 1/2" FEMALE-FEMALE THREAD	65080-004500
	ANTI-THEFT CONNECTOR 20 MM (GREY) - 1000 UNITS/BOX + 20 KEYS	60101-000210
	ANTI-THEFT CONNECTOR 20 MM (GREY) - 100 UNITS/BAG	60101-000200
	ANTI-THEFT CONNECTOR 1/2" (WHITE) - 1000 UNITS/BOX + 20 KEYS	60101-000110
	ANTI-THEFT CONNECTOR 1/2" (WHITE) - 100 UNITS/BAG	60101-000100
	ANTI-THEFT KEY (BLUE) - 20 UNITS/BAG	60101-000300

For additional information on sprinklers stands and assembly instructions please review "Sprinklers Stands" section



# D-Net™ 9575

Ultra durable ¾" impact sprinkler with unique 3D arm and 24degrees water trajectory angle, for field crops and vegetable irrigation.



Very high water distribution uniformity



Robust & long lasting



Reduced labor cost

Applications



Open field crop & vegetable irrigation



Crop germination

## / Benefits & Features

- **Very high water distribution uniformity & higher yield**

Innovative 3D diffusion arm ensures the highest level of water distribution uniformity in the market, respective to its flow rate and installation spacing, up to 15x18m

Special design of the D-Net™ 9575, guarantees maximum water-use efficiency
- **Robust product & long lasting performances**

D-Net™ 9575 has a special design that makes the sprinkler resistant to wear and ensures high performance throughout the long product life
- **Reduced labor cost & easy maintenance**

Versatile installation. Can be installed on solid sets or on removable field stands

Easy to maintain. A special nozzle key is designed to allow simple cleaning of the nozzles

D-Net™ 9575 is made of UV-protected materials, making it durable under all climate conditions and with any applied

# / Specifications & Recommendations

- ✓ ¾" impact sprinkler with unique 3D arm and 24degrees water trajectory angle, for full coverage installation with spacing up to 15x18 meters
- ✓ 5 different flow rates: 1200, 1400, 1600, 1800, 2000l/h
- ✓ Nominal flow rate at: 3.0bar
- ✓ Recommended pressure range: 2.0 - 4.0bar
- ✓ Water trajectory angle: 24degrees
- ✓ Water distribution is achieved by combination of 2 nozzles. Front nozzle and rear nozzle
- ✓ 1 type of inlet connector: ¾" male threaded
- ✓ Color coded of the nozzles for easy identification of the flow rate
- ✓ Made of UV-protected materials, durable to all climate conditions and nutrients injected in agricultural applications
- ✓ Recommended filtration, according to Netafim's instructions\*

\*Note: Filtration method shall be selected based on the type and concentration of the dirt particles contained in the water. Wherever sand exceeding 2ppm exists in the water, a Hydrocyclone shall be installed before the main filter. Wherever sand/ silt/ clay solids exceed 100ppm, pre-treatment shall be applied according to Netafim™ instructions

## → Technical Data Rectangular Spacing

Nozzle Size (mm)	Code Color	Working Pressure (bar)	Flow Rate (l/h)	Wetted Diameter* (m)	Precipitation (mm/h)					
					Spacing (m x m)					
					12 x 12	12 x 15	12 x 18	15 x 15	15 x 18	18 x 18
3.57 + 2.5	Blue	2.0	980	22.0	6.8	5.4	4.5	4.4		
		2.5	1095	22.0	7.6	6.1	5.1	4.9		
		3.0	1200	23.0	8.3	6.7	5.6	5.3		
		3.5	1296	24.0	9.0	7.2	6.0	5.8	4.8	
		4.0	1385	24.0	9.6	7.7	6.4	6.2	5.1	
3.96 + 2.5	Green	2.0	1145	23.0	8.0	6.4	5.3	5.1	4.2	
		2.5	1280	24.0	8.9	7.1	5.9	5.7	4.7	
		3.0	1400	25.0	9.7	7.8	6.5	6.2	5.2	
		3.5	1515	25.0	10.5	8.4	7.0	6.7	5.6	
		4.0	1620	26.0	11.3	9.0	7.5	7.2	6.0	5.0
4.36 + 2.5	Grey + Yellow	2.0	1306	23.0	9.1	7.3	6.0	5.8	4.8	
		2.5	1460	25.0	10.1	8.1	6.8	6.5	5.4	
		3.0	1600	25.0	11.1	8.9	7.4	7.1	5.9	4.9
		3.5	1727	26.0	12.0	9.6	8.0	7.7	6.4	5.3
		4.0	1846	26.0	12.8	10.3	8.5	8.2	6.8	5.7
4.76 + 2.5	Yellow	2.0	1471	22.0	10.2	8.2	6.8	6.5		
		2.5	1645	25.0	11.4	9.1	7.6	7.3	6.1	
		3.0	1800	26.0	12.5	10.0	8.3	8.0	6.7	5.6
		3.5	1946	27.0	13.5	10.8	9.0	8.6	7.2	6.0
		4.0	2081	28.0	14.5	11.6	9.6	9.2	7.7	6.4
5.10 + 2.5	Black	2.0	1632	22.0	11.3	9.1	7.6	7.3		
		2.5	1825	25.0	12.7	10.1	8.4	8.1	6.8	
		3.0	2000	27.0	13.9	11.1	9.3	8.9	7.4	6.2
		3.5	2160	28.0	15.0	12.0	10.0	9.6	8.0	6.7
		4.0	2310	29.0	16.0	12.8	10.7	10.3	8.6	7.1

\* at least 0.5mm/h

\*\*Performance table prepared under laboratory conditions, sprinkler head 1.0meter above ground

CU = or > than 92%	CU = or > 88% and < 92%	CU = or > 86% and < 88%	CU < 86%
--------------------	-------------------------	-------------------------	----------

## → Technical Data Triangular Spacing

Nozzle Size (mm)	Code Color		Working Pressure (bar)	Flow Rate (l/h)	Wetted Diameter* (m)	Precipitation (mm/h)					
						Spacing (m x m)					
						12 x 12	12 x 15	12 x 18	15 x 15	15 x 18	18 x 18
3.57 + 2.5	Blue		2.0	980	22.0	6.8	5.4	4.5	4.4	3.6	
			2.5	1095	22.0	7.6	6.1	5.1	4.9	4.1	
			3.0	1200	23.0	8.3	6.7	5.6	5.3	4.4	
			3.5	1296	24.0	9.0	7.2	6.0	5.8	4.8	
			4.0	1385	24.0	9.6	7.7	6.4	6.2	5.1	4.3
3.96 + 2.5	Green		2.0	1145	23.0	8.0	6.4	5.3	5.1	4.2	3.5
			2.5	1280	24.0	8.9	7.1	5.9	5.7	4.7	4.0
			3.0	1400	25.0	9.7	7.8	6.5	6.2	5.2	4.3
			3.5	1515	25.0	10.5	8.4	7.0	6.7	5.6	4.7
			4.0	1620	26.0	11.3	9.0	7.5	7.2	6.0	5.0
4.36 + 2.5	Grey	+ Yellow	2.0	1306	23.0	9.1	7.3	6.0	5.8	4.8	4.0
			2.5	1460	25.0	10.1	8.1	6.8	6.5	5.4	4.5
			3.0	1600	25.0	11.1	8.9	7.4	7.1	5.9	4.9
			3.5	1727	26.0	12.0	9.6	8.0	7.7	6.4	5.3
			4.0	1846	26.0	12.8	10.3	8.5	8.2	6.8	5.7
4.76 + 2.5	Yellow		2.0	1471	22.0	10.2	8.2	6.8	6.5	5.4	
			2.5	1645	25.0	11.4	9.1	7.6	7.3	6.1	5.1
			3.0	1800	26.0	12.5	10.0	8.3	8.0	6.7	5.6
			3.5	1946	27.0	13.5	10.8	9.0	8.6	7.2	6.0
			4.0	2081	28.0	14.5	11.6	9.6	9.2	7.7	6.4
5.10 + 2.5	Black		2.0	1632	22.0	11.3	9.1	7.6	7.3	6.0	
			2.5	1825	25.0	12.7	10.1	8.4	8.1	6.8	5.6
			3.0	2000	27.0	13.9	11.1	9.3	8.9	7.4	6.2
			3.5	2160	28.0	15.0	12.0	10.0	9.6	8.0	6.7
			4.0	2310	29.0	16.0	12.8	10.7	10.3	8.6	7.1

\* at least 0.5mm/h

\*\*Performance table prepared under laboratory conditions, sprinkler head 1.0meter above ground

CU = or > than 92%

CU = or > 88% and < 92%

CU = or > 86% and < 88%

CU < 86%

## → Packaging Data

Model	Quantity P/Box Unit	Box Size (cm x cm x cm)	Box Weigh (kg)	Boxes P/Pallet	Total Units P/Pallet	Pallet Weigh (kg)
D-Net™ 9575	50	54 x 20 x 48	8.9	20	1000	200

## → Catalog Numbers

Nozzle Size (mm)	Code Color	Flow Rate (l/h) *	Catalog Number
3.57 + 2.5	Blue +	1200	60100-002000
3.96 + 2.5	Green +	1400	60100-002010
4.36 + 2.5	Grey + Yellow	1600	60100-002020
4.76 + 2.5	Yellow +	1800	60100-002030
5.10 + 2.5	Black +	2000	60100-002040






\*Nominal flow rate at 3.0bar working pressure

→ D-Net™ 9575 Nozzles

Product Illustration	Nozzle size (mm)	Code Color	Quantity Per Box	Catalog Number Per Box*
	Front nozzle 3.57	Blue	250	60101-000850
	Front nozzle 3.96	Green	250	60101-000851
	Front nozzle 4.36	Grey	250	60101-000852
	Front nozzle 4.76	Yellow	250	60101-000853
	Front nozzle 5.10	Black	250	60101-000854
	Rear nozzle 2.50	Yellow	500	60101-000807

\*The catalog number is for full box of nozzles

→ Sprinklers Stands & Complementary Products

Product Illustration	Description	Catalog Number
<b>NetaStand™ Base</b>		
	BASE NETASTAND™ FEMALE THREAD ¾" 24/CAR: BASE FOR ¾" RISER. <b>Order by box:</b> 1 box contain 24 units	60101-000901
<b>Riser</b>		
	PLASTIC RISER ¾" MALE FEMALE THREAD 40CM COMPLETE	60101-000650
<b>Adaptors For NetaStand™ PE</b>		
	NETASTAND™ ADAPTOR PE 50MM	60101-000935
	NETASTAND™ ADAPTOR PE 63MM	60101-000936
<b>Pre-Cut FlexNet™ And Adaptors For NetaStand™ FlexNet™</b>		
	NETASTAND™ 9M FXN HPPP 2" W/ 2"CONC 120 SETS/PALLET	60101-000964
	NETASTAND™ 10M FXN HPPP 2" W/2"CONC 120 SETS/PALLET	60101-000965
	NETASTAND™ 12M FXN HPPP 2" W/2"CONC 120 SETS/PALLET	60101-000966
	NETASTAND™ PLUG	60101-000953

For additional information on sprinklers stands and assembly instructions please review "Sprinklers Stands" section

# D-Net™ 9575 AA

3/4" Impact sprinkler with unique 3D arm and adjustable arc for part circle irrigation.



Very high water distribution uniformity



Road guard



Easy operation & maintenance

Applications



Open field crop edge irrigation



Roof cleaning

## / Benefits & Features

- **Road guard** A simple adjustable arc enables to modify manually, the sprinkler from 360 degrees to any part-circle watering, for irrigation on the edges of the field
- **Very high water distribution uniformity & higher yield** Innovative 3D diffusion arm, ensures excellent water distribution uniformity, resulting uniform crop yield  
Special design of the D-Net™ 9575 AA, guarantees maximum water-use efficiency
- **Robust product & long lasting performances** D-Net™ 9575 AA has a special design that makes the sprinkler resistant to wear and ensures high performance throughout the long product life
- **Reduced labor cost & easy maintenance** Versatile installation. Can be installed on solid sets or on removable field stands  
Easy to maintain. A special nozzle key is designed to allow simple cleaning of the nozzles  
D-Net™ 9575 AA is made of UV-protected materials, making it durable under all climate conditions and with any applied



# / Specifications & Recommendations

- ✓ ¾" Impact sprinkler with unique 3D arm and Adjustable Arc, for part circle coverage irrigation
- ✓ 2 different flow rates: 850, 1030l/h
- ✓ Nominal flow rate at: 3.0bar
- ✓ Recommended pressure range: 2.5 - 4.0bar
- ✓ Water trajectory angle: 24degrees
- ✓ Water distribution is achieved by a single front nozzle and the setup of the adjustable arc
- ✓ 1 type of inlet connector: ¾" male threaded
- ✓ Color coded of the nozzle for easy identification of the flow rate
- ✓ Made of UV-protected materials, durable to all climate conditions and nutrients injected in agricultural applications
- ✓ Recommended filtration, according to Netafim's instructions\*

\*Note: Filtration method shall be selected based on the type and concentration of the dirt particles contained in the water. Wherever sand exceeding 2ppm exists in the water, a Hydrocyclone shall be installed before the main filter. Wherever sand/ silt/ clay solids exceed 100ppm, pre-treatment shall be applied according to Netafim™ instructions

## → Technical Data

Nozzle Size (mm)	Code Color	Working Pressure (bar)	Flow Rate (l/h)	Wetted Radius* (m)
Front nozzle 3.57	Blue	2.5	776	11.5
		3.0	850	12.0
		3.5	918	12.0
		4.0	982	12.5
Front nozzle 3.96	Green	2.5	940	12.0
		3.0	1030	12.5
		3.5	1112	12.5
		4.0	1189	13.0

\* At least 0.5 mm/h

## → Packaging Data




Model	Quantity P/Box Unit	Box Size (cm x cm x cm)	Box Weighth (kg)	Boxes P/Pallet	Total Units P/Pallet	Pallet Weighth (kg)
D-Net™ 9575 AA	40	54 x 20 x 48	9.4	20	800	190

## → Catalog Numbers

Nozzle Size (mm)	Nozzle Code Color	Flow Rate (l/h) *	Catalog Number
3.57	Blue	850	60100-002190
3.96	Green	1030	60100-002191






\*Nominal flow rate at 3.0bar working pressure

## → D-Net™ 9575 AA Nozzles

Product Illustration	Nozzle Size (mm)	Quantity Per Box	Code Color	Catalog Number
	Front nozzle 3.57	250	Blue	60101-000850
	Front nozzle 3.96	250	Green	60101-000851
	Plugged nozzle	500	Black	60101-000808

\*The catalog number is for full box of nozzles

## → Sprinklers Stands & Complementary Products

Product Illustration	Description	Catalog Number
<b>NetaStand™ Base</b>		
	BASE NETASTAND™ FEMALE THREAD 3/4" 24/CAR: BASE FOR 3/4" RISER. <b>Order by box:</b> 1 box contain 24 units	60101-000901
<b>Riser</b>		
	PLASTIC RISER 3/4" MALE FEMALE THREAD 40CM COMPLETE	60101-000650
<b>Adapters For NetaStand™ PE</b>		
	NETASTAND™ ADAPTOR PE 50MM	60101-000935
	NETASTAND™ ADAPTOR PE 63MM	60101-000936
<b>Pre-Cut FlexNet™ And Adaptors For NetaStand™ FlexNet™</b>		
	NETASTAND™ 9M FXN HPPP 2" W/ 2"CONC 120 SETS/PALLET	60101-000964
	NETASTAND™ 10M FXN HPPP 2" W/2"CONC 120 SETS/PALLET	60101-000965
	NETASTAND™ 12M FXN HPPP 2" W/2"CONC 120 SETS/PALLET	60101-000966
	NETASTAND™ PLUG	60101-000953

For additional information on sprinklers stands and assembly instructions please review "Sprinklers Stands" section

# HWP 2475

High working pressure 3/4" impact sprinkler with 24degrees water trajectory angle, for field crops and vegetable irrigation.



High operation pressure & high precipitation rate



Robust & long lasting



Reduced labor cost

Applications



Open field crop & vegetable irrigation



Wide installation spacing

## / Benefits & Features

- **High water distribution uniformity & higher yield**

HWP 2475 designed to work in high operation pressure and provides higher precipitation rates and very good water distribution uniformity in wide installation spacing, up to 20x20m

Special design of the HWP 2475, guarantees maximum water-use efficiency
- **Robust product & long lasting performances**

HWP 2475 has a special design that makes the sprinkler resistant to wear and ensures high performance throughout the long product life
- **Reduced labor cost & easy maintenance**

Versatile installation. Can be installed on solid sets or on removable field stands

Easy to maintain. A special nozzle key is designed to allow simple cleaning of the nozzles

HWP 2475 is made of UV-protected materials, making it durable under all climate conditions and with any applied

# Specifications & Recommendations

- ✓ ¾" Impact sprinkler with 24 degrees water trajectory angle, for full coverage installation with spacing up to 20X20 meters, providing high precipitation rate
- ✓ 3 different flow rates: 2150, 2735, 3060l/h
- ✓ Nominal flow rate at: 3.5bar
- ✓ Recommended pressure range: 3.0 - 4.0bar
- ✓ Water trajectory angle: 24degrees
- ✓ Water distribution is achieved by combination of 2 nozzles: Front nozzle and rear nozzle
- ✓ 1 type of inlet connector: ¾" male threaded
- ✓ Color coded of the nozzles for easy identification of the flow rate
- ✓ Made of UV-protected materials, durable to all climate conditions and nutrients injected in agricultural applications
- ✓ Recommended filtration, according to Netafim's instructions\*

\*Note: Filtration method shall be selected based on the type and concentration of the dirt particles contained in the water. Wherever sand exceeding 2ppm exists in the water, a Hydrocyclone shall be installed before the main filter. Wherever sand/ silt/ clay solids exceed 100ppm, pre-treatment shall be applied according to Netafim™ instructions

## → Technical Data Rectangular Spacing

Nozzle Size (mm)	Code Color		Working Pressure (bar)	Flow Rate (l/h)	Wetted Diam.* (m)	Precipitation (mm/h)							
						Spacing (m x m)							
						12 x 12	12 x 15	12 x 18	15 x 15	15 x 18	18 x 18	20 x 20	
5.15 + 2.50	Black	+	Yellow	3.0	1990	29.0	13.8	11.1	9.2	8.8	7.4	6.1	5.0
				3.5	2150	30.0	14.9	11.9	10.0	9.6	8.0	6.6	5.4
				4.0	2298	31.0	16.0	12.8	10.6	10.2	8.5	7.1	5.7
5.50 + 3.17	Orange	+	Black	3.0	2532	30.0	17.6	14.1	11.7	11.3	9.4	7.8	6.3
				3.5	2735	33.0	19.0	15.2	12.7	12.2	10.1	8.4	6.8
				4.0	2924	35.0	20.3	16.2	13.5	13.0	10.8	9.0	7.3
5.96 + 3.17	Purple	+	Black	3.0	2833	31.0	19.7	15.7	13.1	12.6	10.5	8.7	7.1
				3.5	3060	33.0	21.3	17.0	14.2	13.6	11.3	9.4	7.7
				4.0	3271	34.0	22.7	18.2	15.1	14.5	12.1	10.1	8.2

## → Technical Data Triangular Spacing

5.15 + 2.50	Black	+	Yellow	3.0	1990	29.0	13.8	11.1	9.2	8.8	7.4	6.1	5.0
				3.5	2150	30.0	14.9	11.9	10.0	9.6	8.0	6.6	5.4
				4.0	2298	31.0	16.0	12.8	10.6	10.2	8.5	7.1	5.7
5.50 + 3.17	Orange	+	Black	3.0	2532	30.0	17.6	14.1	11.7	11.3	9.4	7.8	6.3
				3.5	2735	33.0	19.0	15.2	12.7	12.2	10.1	8.4	6.8
				4.0	2924	35.0	20.3	16.2	13.5	13.0	10.8	9.0	7.3
5.96 + 3.17	Purple	+	Black	3.0	2833	31.0	19.7	15.7	13.1	12.6	10.5	8.7	7.1
				3.5	3060	33.0	21.3	17.0	14.2	13.6	11.3	9.4	7.7
				4.0	3271	34.0	22.7	18.2	15.1	14.5	12.1	10.1	8.2

\* at least 0.5mm/h

\*\*Performance table prepared under laboratory conditions, sprinkler head 1.0meter above ground

CU = or > than 92%	CU = or > 88% and < 92%	CU = or > 86% and < 88%	CU < 86%
--------------------	-------------------------	-------------------------	----------

## → Packaging Data





Model	Quantity P/Box Unit	Box Size (cm x cm x cm)	Box Weigh (kg)	Boxes P/Pallet	Total Units P/Pallet	Pallet Weigh (kg)
HWP 2475	70	54 x 20 x 48	10.8	20	1400	230

→ Catalog Numbers

Nozzle Size (mm)	Code Color	Flow Rate (l/h) *	Catalog Number
5.15 + 2.50	Black + Yellow	2150	60100-004200
5.50 + 3.17	Orange + Black	2735	60100-004201
5.96 + 3.17	Purple + Black	3060	60100-004202





\*Nominal flow rate at 3.5bar working pressure

→ HWP 2475 Nozzles

Product Illustration	Nozzle Size (mm)	Quantity Per Box	Code Color	Catalog Number Per Box*
	Front nozzle 5.15	250	Black	60101-000854
	Front nozzle 5.50	250	Orange	60101-000855
	Front nozzle 5.96	250	Purple	60101-000856
	Rear nozzle 2.50	500	Yellow	60101-000807
	Rear nozzle 3.17	500	Black	60101-000809

\*The catalog number is for full box of nozzles

→ Sprinklers Stands & Complementary Products

Product Illustration	Description	Catalog Number
<b>NetaStand™ Base</b>		
	BASE NETASTAND™ FEMALE THREAD 3/4" 24/CAR: BASE FOR 3/4" RISER. <b>Order by box:</b> 1 box contain 24 units	60101-000901
<b>Riser</b>		
	PLASTIC RISER 3/4" MALE FEMALE THREAD 40CM COMPLETE	60101-000650
<b>Adaptors For NetaStand™ PE</b>		
	NETASTAND™ ADAPTOR PE 50MM	60101-000935
	NETASTAND™ ADAPTOR PE 63MM	60101-000936
<b>Pre-Cut FlexNet™ And Adaptors For NetaStand™ FlexNet™</b>		
	NETASTAND™ 9M FXN HPPP 2" W/ 2"CONC 120 SETS/PALLET	60101-000964
	NETASTAND™ 10M FXN HPPP 2" W/2"CONC 120 SETS/PALLET	60101-000965
	NETASTAND™ 12M FXN HPPP 2" W/2"CONC 120 SETS/PALLET	60101-000966
	NETASTAND™ PLUG	60101-000953

For additional information on sprinklers stands and assembly instructions please review "Sprinklers Stands" section



# / Sprinkler's Stands

 For Open Field Crops

# NetaStand™ for PE


A robust sprinkler stand for mobile sprinklers irrigation system. For ½" & ¾" sprinkler inlet thread, to work with Pre-Cut PE lateral lines.



Robust & durable



Stable & balanced



For pre-cut PE distribution pipes

Applications



Open field crop irrigation



Mobile sprinklers systems



Dust control

## / Benefits & Features

- **Simple & fast system mobility** NetaStand™ is specifically designed for a quick and safe assembly and disassembly in the field, for connecting to pre-cut PE pipes
- **Stable and balanced** With the NetaStand™ the sprinkler operates with high stability and high verticality thanks to its wide, sturdy base
- **Robust and durable** NetaStand™ is designed to provide a robust sprinklers operation, with the ability for reuse for many years
- **High reliability & longevity** NetaStand™ is made of high quality materials, resistant to all agrochemicals & weather conditions






## / Specifications & Recommendations

- ✓ 2 types of NetaStand™ Base:
  - Base with outlet of ½" riser
  - Base with outlet of ¾" riser
- ✓ 2 types of NetaStand™ adapters to PE distribution pipe:
  - Adapters to PE pipe 50mm
  - Adapters to PE pipe 63mm
- ✓ 2 types of NetaStand™ Risers:
  - Riser length: 0.4meter, diameter: ½", Riser Inlet: ½" male thread Riser outlet: ½" female thread
  - Riser length: 0.4meter, diameter: ¾", Riser Inlet: ¾" male thread Riser outlet: ¾" female thread

→ Packaging Data

Packing Data	Quantity Per Box Units	Box Size (cm x cm x cm)	Box Weight (kg)	Catalog Number
NetaStand™ Base ½"	24	84 x 37 x 32	11.68	60101-000900
NetaStand™ Base ¾"	24	84 x 37 x 32	11.80	60101-000901
NetaStand™ Adapters to PE 50mm	48	55 x 36 x32	12.8	60101-000935
NetaStand™ Adapters to PE 63mm	48	55 x 36 x32	17.5	60101-000936
½" Riser	25	55 x 37 x 30	6.5	64520-002490
¾" Riser	120	43 x 33 x 39	12.8	60101-000650

→ Components Catalog Numbers

Product Illustration	Description	Catalog Number
<b>Base</b>		
	BASE NETASTAND™ FEMALE THREAD ½"-24/CAR: BASE FOR ½" RISER <b>Order by box:</b> 1 box contain 24 units	60101-000900
	BASE NETASTAND™ FEMALE THREAD ¾" 24/CAR: BASE FOR ¾" RISER. <b>Order by box:</b> 1 box contain 24 units	60101-000901
<b>Riser</b>		
	MEGA-RISER ½"- 0.4MLENGTH - ½" MTH - ½" FTH	64520-002490
	PLASTIC RISER ¾" MALE FEMALE THREAD 40CM COMPLETE	60101-000650
<b>Adapters</b>		
	NETASTAND™ ADAPTOR PE 50MM	60101-000935
	NETASTAND™ ADAPTOR PE 63MM	60101-000936
<b>Plug</b>		
	NETASTAND™ PLUG	60101-000953



# NetaStand™ for FlexNet™

A robust sprinkler stand for mobile sprinklers irrigation system. For ½" & ¾" sprinkler inlet thread, to work with Pre-Cut FlexNet™ lateral lines.



Robust & durable



Stable & balanced



For pre-cut FlexNet HP distribution pipe

Applications



Open field crop irrigation



Mobile sprinklers systems



Dust control

## / Benefits & Features

- **Simple & fast system mobility**  
NetaStand™ is specifically designed for a quick and safe assembly and disassembly in the field, for connecting to pre-cut PE pipes
- **Stable and balanced**  
With the NetaStand™ the sprinkler operates with high stability and high verticality thanks to its wide, sturdy base
- **Robust and durable**  
NetaStand™ is designed to provide a robust sprinklers operation, with the ability for reuse for many years
- **High reliability & longevity**  
NetaStand™ is made of high quality materials, resistant to all agrochemicals & weather conditions






## / Specifications & Recommendations

- ✓ 2 types of NetaStand™ Base:
  - Base with outlet of ½" riser
  - Base with outlet of ¾" riser
- ✓ 2 types of NetaStand™ adapters to FlexNet™ distribution pipe:
  - Adapters to FlexNet™ 2"
  - Adapters to FlexNet™ 3"
- ✓ 2 types of NetaStand™ Risers:
  - Riser length: 0.4meter, diameter: ½",  
Riser Inlet: ½" male thread  
Riser outlet: ½" female thread
  - Riser length: 0.4meter, diameter: ¾"  
Riser Inlet: ¾" male thread  
Riser outlet: ¾" female thread

→ Packaging Data

Packing Data	Quantity Per Box Units	Box Size (cm x cm x cm)	Box Weight (kg)	Catalog Number
NetaStand™ Base ½"	24	84 x 37 x 32	11.68	60101-000900
NetaStand™ Base ¾"	24	84 x 37 x 32	11.80	60101-000901
NetaStand™ Adapters to FlexNet™ HP 2"	48	52 x 31.5 x 32	14	60101-000940
NetaStand™ Adapters to FlexNet™ HP 3"	48	58 x 39 x 32	18.5	60101-000941
½" Riser	25	55 x 37 x 30	6.5	64520-002490
¾" Riser	120	43 x 33 x 39	12.8	60101-000650

→ Components Catalog Numbers

Product Illustration	Description	Catalog Number
<b>Base</b>		
	BASE NETASTAND™ FEMALE THREAD ½"-24/CAR: BASE FOR ½" RISER <b>Order by box:</b> 1 box contain 24 units	60101-000900
	BASE NETASTAND™ FEMALE THREAD ¾" 24/CAR: BASE FOR ¾" RISER. <b>Order by box:</b> 1 box contain 24 units	60101-000901
<b>Riser</b>		
	MEGA-RISER ½"- 0.4MLENGTH - ½" MTH - ½" FTH	64520-002490
	PLASTIC RISER ¾" MALE FEMALE THREAD 40CM COMPLETE	60101-000650
<b>Pre-Cut FlexNet™ With Adapters</b>		
	NETASTAND™ 9M FXN HPPP 2" W/ 2"CONC 120 SETS/PALLET	60101-000964
	NETASTAND™ 10M FXN HPPP 2" W/2"CONC 120 SETS/PALLET	60101-000965
	NETASTAND™ 12M FXN HPPP 2" W/2"CONC 120 SETS/PALLET	60101-000966
	NETASTAND™ 15M FXN HPPP 3" W/3"CONC 70 SETS/PALLET	60101-000967
<b>Plug</b>		
	NETASTAND™ PLUG	60101-000953



# Vegetable Stand for PE & FlexNet™

Durable, simple and versatile sprinkler stand. Classic for use in open field sprinkler's irrigation. For any type of ½" sprinkler.



Durable



Variable stand height



Unique fast and safe connection

Applications



Open Field crop irrigation



Orchards irrigation

## / Benefits & Features

- **Fast and safe deployment for PE and FlexNet™ pipe** Easy to assemble and disassemble. with a unique F&S - Fast-and-Safe connector suitable for use with FlexNet™ distribution pipe or PE distribution pipe
- **Variable stand height** The Vegetable Stand can be assembled with 8mm metal rod to achieve variable heights of the sprinkler above the ground, up to sprinkler's height of 1.0meter above the ground
- **High durability** The Vegetable Stand is reusable for many years, with easy plug and unplug connector. Suitable for open field and orchard applications



## / Specifications & Recommendations

- ✓ 2 types of Fast & Safe connections to lateral:
  - F&S connector to FlexNet™ pipe
  - F&S connector to PE pipe
- ✓ The SPE 9x12 microtube standard length is 1.2m
- ✓ Single part Sprinkler Housing which is connected to the SPE microtube and ½" sprinkler and 8mm rod
- ✓ 8mm Metal Rod (shall be ordered separately)

→ Packaging Data

Packing Data	Quantity Per Box Units	Box Size (cm x cm x cm)	Box Weight (kg)	Boxes P/Pallet	Catalog Number
Vegetable Stand for PE	75	139 x 27 x 25	7.8	15	64520-004900
Vegetable Stand for FlexNet™	75	139 x 27 x 25	7.8	15	64520-004910

→ Sprinkler Stands

Product Illustration	Description	Catalog Number
<b>Vegetable Stand</b>		
	IMP SPRINKLER STAND 9X12 120 CM W/O STK F&S PE	64520-004900
	IMP SPRINKLER STAND 9X12 120 CM W/O STK F&S FLX	64520-004910
<b>Metal Rod</b>		
	8.0 MM DIAMETER, 100 CM LENGTH	65080-001600
	8.0 MM DIAMETER 120 CM LENGTH	65080-001700

# Mega Stand

Robust and durable sprinkler stand, suitable for agriculture irrigation applications and for mining applications, for use with FlexNet pipes. For any type of ½" sprinkler.



Robust & durable



Stable & balanced



Fast deployment

Applications



Open Field crop irrigation



Mining watering & evaporation applications



Dust control

## / Benefits & Features

- **Robust and durable** Mega Stand is designed to provide a robust sprinklers operation, with the ability for reuse for many years
- **Stable and balanced** With the Mega Stand the sprinkler operates with high stability and high verticality thanks to its wide, sturdy base
- **Fast & simple deployment** Mega Stand is entirely assembled by hand - no tools are required  
Mega Stand can be fully or partially dismantled at the end of the growing season
- **Variable stand height** The Mega Stand can be assembled with one 0.4meter riser to achieve 0.5meter sprinkler height above the ground or two risers to achieve sprinkler height of 1.0meter above the ground
- **High reliability & longevity** Mega Stand is made of high quality materials, resistant to acids and corrosive agents Made of 100% plastic material




## / Specifications & Recommendations

- ✓ Sturdy and relatively wide Mega Base, suitable for FlexNet 2" pipe
- ✓ Supporting Mega Arm, connected to the base by press button
- ✓ Mega Riser length: 0.4meter, diameter: ½", Inlet: ½" male thread, outlet: ½" female thread

→ Packaging Data

Packing Data	Quantity Per Box Units	Box Size (cm x cm x cm)	Box Weight (kg)	Catalog Number
Mega Base	25	43 x 29 x 28	11.8	64520-002480
Mega Arm	50	55 x 37 x 30	9.1	64520-002485
Mega Riser	100	55 x 37 x 30	6.5	64520-002490

→ Components Catalog Numbers


Product Illustration	Description	Catalog Number
<b>Mega Stand</b>		
	MEGA-RISER ½"- 0.4 M LENGTH - ½" MTH - ½" FTH	64520-002490
	MEGA-SUPPORTING ARM	64520-002485
	MEGA-BASE	64520-002480



# / Sprinklers Connectors & Accessories




**SPR Stand F&S Connector Female/Barb Brown**

	65080-005010
---	--------------


**SPR Stand F&S Connector Female 1/2" MTH**

	65080-005210
---	--------------


**Start Connector To PE**

	Product Description
	Barb for tube 9x12
	32500-003705


**SPR Stand Quick Connector Male/Barb 12+0" Ring**

	65080-005060
---	--------------


**SPR Stand F&S Connector Locking Sleeve 12**

	65080-005090
---	--------------


**Start Connector To PVC**

	Product Description
	Barb for tube 9x12
	32500-003706


**Male Plug**

	65080-002880
--	--------------


**Flat Female / Barb Connector**

	65080-002600
--	--------------


**Male / Barb Connector**

	Product Description
	For tube 6x8 64520-002200
	Product Description
For tube 9x12 65080-002871	


**Reduction Nipple 3/4" Male - 1/2" Male**

	78220-007700
---	--------------


**Impc SPR Housing 1/2" FTH - Barb 9x12 For 8mm Rod**

	65080-000900
---	--------------


**Qc Sprinkler Coupling Connector 3/4" (2 Parts)**

	60100-003720
---	--------------


**Bushing Connector 3/4" Male - 1/2" Female**

	78220-004100
---	--------------


**Bushing Connector 3/4" Female - 1/2" Male**

	78220-003900
---	--------------

**QC CV Valve 3/4"**

	60100-003700
---	--------------

**QC Key Riser 3/4"**

	60100-003710
---	--------------

**Male Threaded / Female Press-Fit**

	Product Description
	1/2" FTH - 1/2" FTH 65080-004500
	Product Description
	3/4" FTH - 3/4" FTH 65080-004700


**Sprinkler Socket**

	Product Description
	SPR Adap 1" and 3/4" FTH to 3/4" FTH 60101-000500
	Product Description
SPR Adap 1" and 3/4" FTH to 1/2" FTH 60101-000501	

**PRV In-Line 3/4" FTH / 1/2" FTH  
2.5bar 35psi**

	31000-002200
---	--------------

**Plug For Sprinkler Stand  
F&S Connector**

	64520-004395
---	--------------

**Pressure Regulator  
With Flow Straintener And 3/4" Socket**

	<b>Product Description</b>  PRV flow regulator assembly 3.0bar with flow straightener and socket 3/4" FTH  60101-000611
---	---

**Pressure Regulator**

	<b>Product Description</b>  P.R.V. 2000 3/4" FTH 3.0 BAR 43 PSI  30500-001700
---	--


**S.R Filter For Sprinkler Riser**

	<b>Product Description</b> Small filter, suitable for 13mm internal diameter 60101-001000
	<b>Product Description</b> Medium filter, suitable for 18.5mm internal diameter 60101-001001

**Barb-Barb Connector  
for 9x12 micro-tube**

	<b>Product Description</b>  SPR STAND BARB/BARB 9*12 PP 100/BAG 65080-002877
---	--

**Metal Rod**

	<b>Product Description</b>	<b>Catalog Number</b>
	6.0mm dia., 100cm length	65080-001100
	6.0mm dia., 120cm length	65080-001200
	8.0mm dia., 100cm length	65080-001600
	8.0mm dia., 120cm length	65080-001700



# / Sprinkler Kits

# SprinKit™ MegaNet™ 10x10 PE

Complete kit for sprinkler irrigation of  
1 hectare-open-field crops. With  
MegaNet™, Vegetable Stand & PE Pipes.



All in one



High  
performance



Easy  
to install

Kit A, Catalog Number: 42000-027200

## / Benefits & Features

- **All in one** Single kit that includes all the required products to achieve high performance sprinkler system
- **High performance** The kit components were selected to bring high water efficiency and very high performance, accomplished by MegaNet™ 24D with installation spacing of 10x10 meters. Together with the Vegetable Stand achieving average water distribution uniformity of 92% CU!
- **Simple and fast installation** All the products, parts and accessories required for installation and operation are include in the kit together with simple assembly instructions

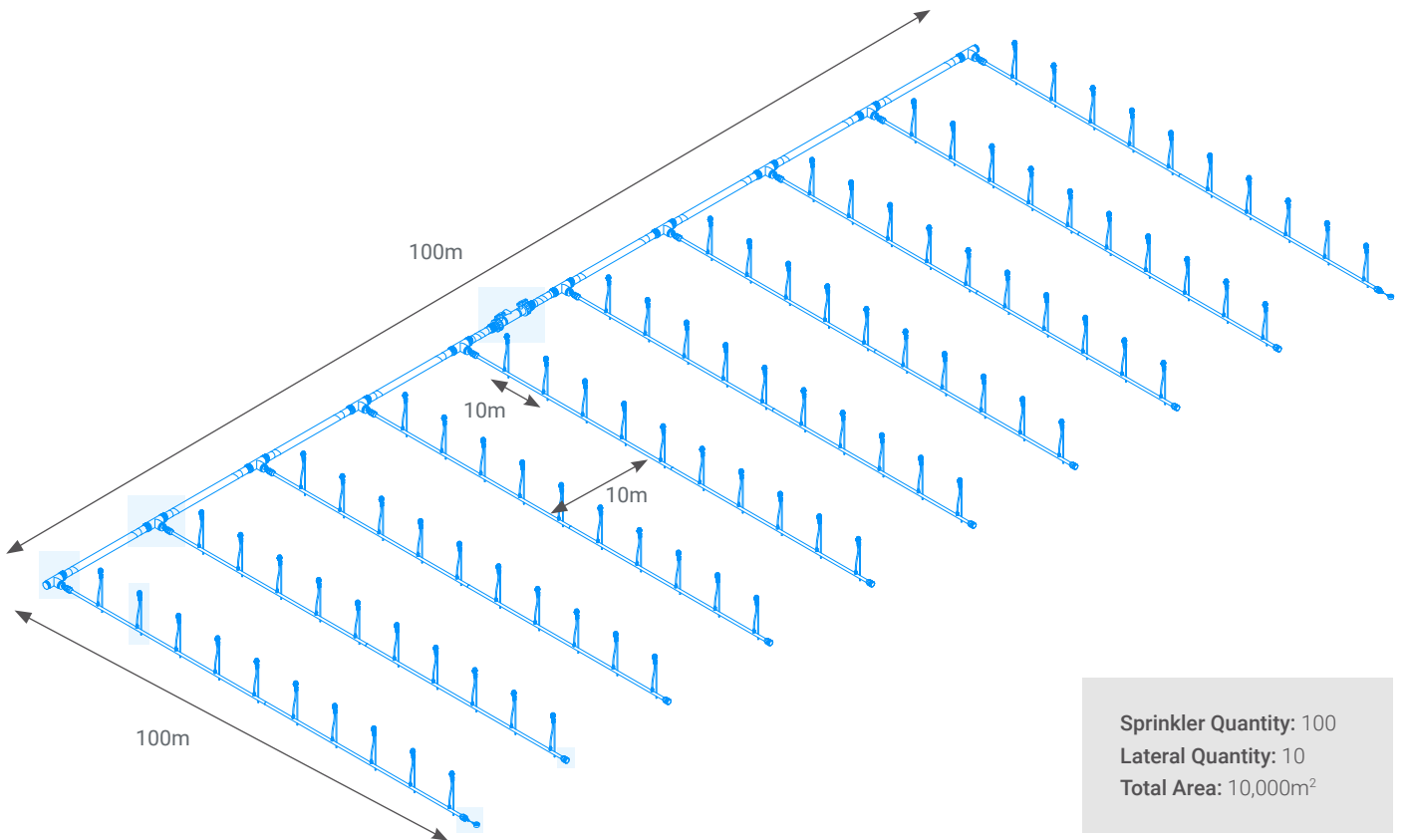
**Note:** The kit doesn't include the lateral PE pipes. The PE pipes shall be ordered separately.

## / Specifications & Recommendations

- ✓ Kit designed for irrigation of 1.0hectare (10000m<sup>2</sup>) with installation of 10x10meter in rectangular spacing pattern
- ✓ The lateral line: FlexNet HP 2", with ½" outlet connector every 10meters
- ✓ The sprinkler head: MegaNet 24D 350l/h
- ✓ The sprinkler stand: Vegetable Stand with fast & safe connector to FlexNet™
- ✓ Operation pressure: 2.5bar
- ✓ Average precipitation rate: 3.62mm/h
- ✓ Recommendation: The system head control shall be installed in the highest point of the irrigated field, with maximum 2% slope



→ Sprinkit™ MegaNet™ 10x10 PE Illustration



→ Technical Data

Kit Description	Packing Info.	Pallet Length (cm)	Pallet Width (cm)	Pallet Height (cm)	Kit Weight (kg)	Total Pallets Per Container	Kit Catalog Number
Sprinkit MegaNet with vegetable stand & PE lateral lines	single pallet	114	114	53	150	80	42000-027200

→ Components In Kit A 42000-027200

Description	Quantity
MEGANET 24D ½IC 350L/H HEAD ONLY	100
IMP SPR STAND 9*12 120CM	100
METAL ROD 8MM 120CM LENGTH	100
PUNCH 8 MM PLASTIC W/ADAPTOR INSERTER	1
PVC 90 DEG THREADED T 3"	11
NMV PVC BALL VALVE 1 UNION 3" FMT BSP	2
FXN MTH BSP 3"*3" KIT	20
FXN HP 3" BLANK 100M	1
PVC THREADED PLUG 3"	2
PLASTIC BUSHING 3"*1½"	10
NMV PVC BALL VALVE 1 UNION 1½" FMT BSP	10
MALE ADAPTOR 32*1½"	10
LINE END 32MM	10
FEMALE ADAPTOR 32*¾"	2
PIPE BUSHING ¼F*¾M	2
CHECK POINT KIT STRAIGHT ¼"*¼" MTH	2
NPG PITOT NEEDLE ¼" BSP	1
NPG 2.5" GLC 0-4 BAR ¼" BSP	1
NARROW TEFLON TAPE	20
INSTALLATION GUIDE BOOK F/SPRIN-KIT	1



# Sprinkit™ D-Net™ 10x13 PE

Complete kit for sprinkler irrigation of 1 hectare-open-field crops. With D-Net™, Vegetable Stand & PE Pipes.



All in one



High performance



Easy to install

Kit B, Catalog Number: 42000-013120

## / Benefits & Features

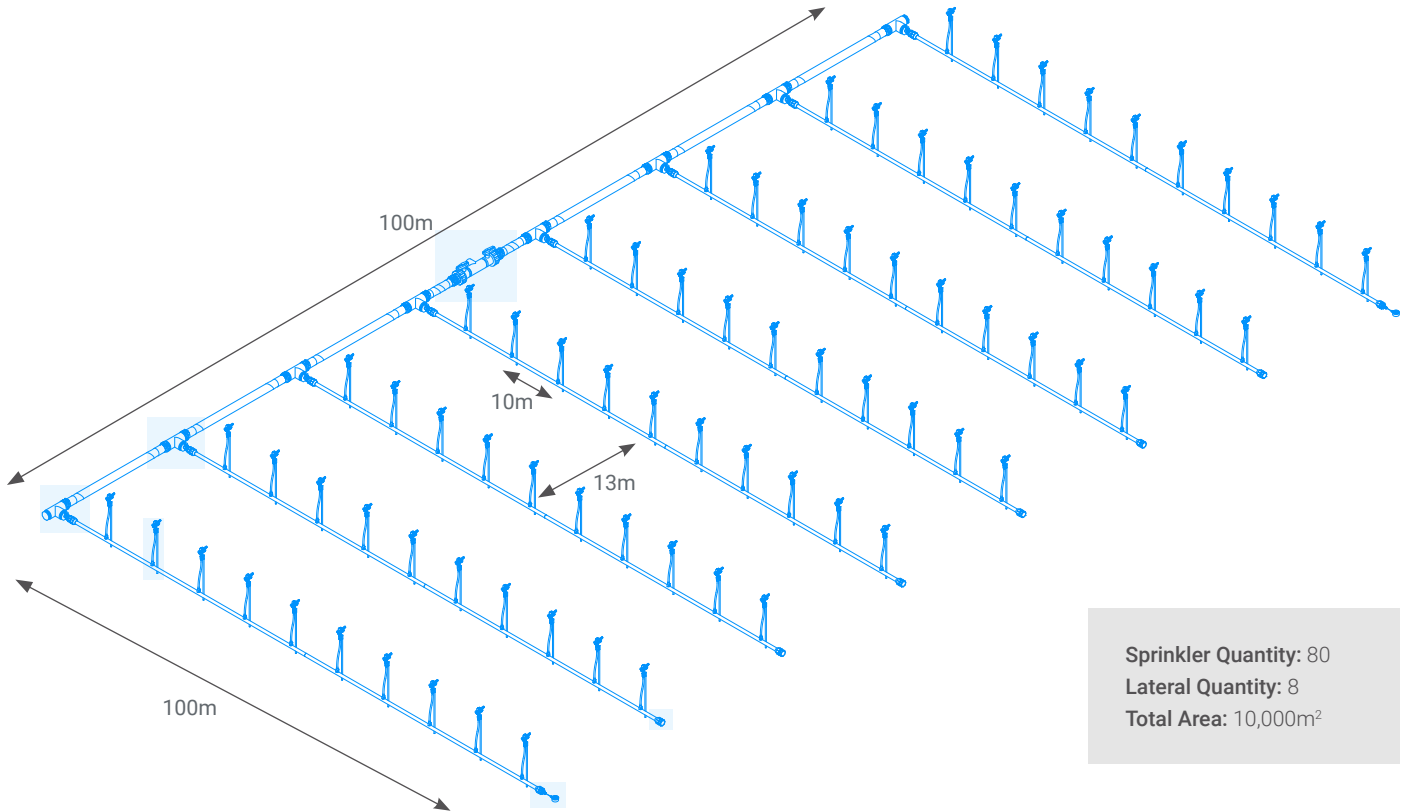
- **All in one** Single kit that includes all the required products to achieve high performance sprinkler system
- **High performance** The kit components were selected to bring high water efficiency and very high performance, accomplished by D-Net™ 8550 with installation spacing of 10x13meters. Together with the Vegetable stand achieving average water distribution uniformity of 90.2% CU!
- **Simple and fast installation** All the products, parts and accessories required for installation and operation are include in the kit together with simple assembly instructions

**Note:** The kit doesn't include the lateral PE pipes. The PE pipes shall be ordered separately.

## / Specifications & Recommendations

- ✓ Kit designed for irrigation of 1.0hectare (10000m<sup>2</sup>) with installation of 10x13 meter in rectangular spacing pattern
- ✓ The lateral line: PE 32mm class 4 (PE pipes are not supplied within the kit)
- ✓ The sprinkler head: D-Net 8550 580l/h
- ✓ The sprinkler stand: Vegetable Stand with fast & safe connector to PE pipe
- ✓ Operation pressure: 2.5bar
- ✓ Average precipitation rate: 4.46mm/h
- ✓ Recommendation: The system head control shall be installed in the highest point of the irrigated field, with maximum 2% slope

→ SprinKit™ D-Net™ 10x13 PE Illustration



→ Technical Data

Kit Description	Packing Info.	Pallet Length (cm)	Pallet Width (cm)	Pallet Height (cm)	Kit Weight (kg)	Total Pallets Per Container	Kit Catalog Number
Sprinkit D-Net with vegetable stand & PE lateral lines	Single pallet	114	114	53	150	80	42000-013120

→ Component In Kit B 42000-013120

Description	Quantity
D-NET 8550 580L/H 2.5+1.8	80
IMP SPR STAND 9x12 120CM	80
METAL ROD 8MM 120CM LENGTH	80
PUNCH 8 MM PLASTIC W/ADAPTOR INSERTER	1
PVC 90 DEG THREADED T 3"	9
NMV PVC BALL VALVE 1 UNION 3" FMT BSP	2
FXN MTH BSP 3"x3" KIT	18
FXN HP 3" BLANK 100M	1
PVC THREADED PLUG 3"	2
PLASTIC BUSHING 3"x1½"	8
NMV PVC BALL VALVE 1 UNION 1½" FMT BSP	8
MALE ADAPTOR 32x1½"	8
LINE END 32MM	8
FEMALE ADAPTOR 32x¾"	2
PIPE BUSHING ¼Fx¾M	2
CHECK POINT KIT STRAIGHT ¼"x¼" MTH	2
NPG PITOT NEEDLE ¼" BSP	1
NPG 2.5" GLC 0-4 BAR ¼" BSP	1
NARROW TEFLON TAPE	20
INSTALLATION GUIDE BOOK F/SPRIN-KIT	1

# SprinKit™ MegaNet™ 10x10 FXN

Complete kit for sprinkler irrigation of  
1 hectare-open-field crops. With  
MegaNet™, Vegetable Stand  
& FlexNet™ HP.



All in one



High  
performance



Easy  
to install

Kit D, Catalog Number: 42000-013000

## / Benefits & Features

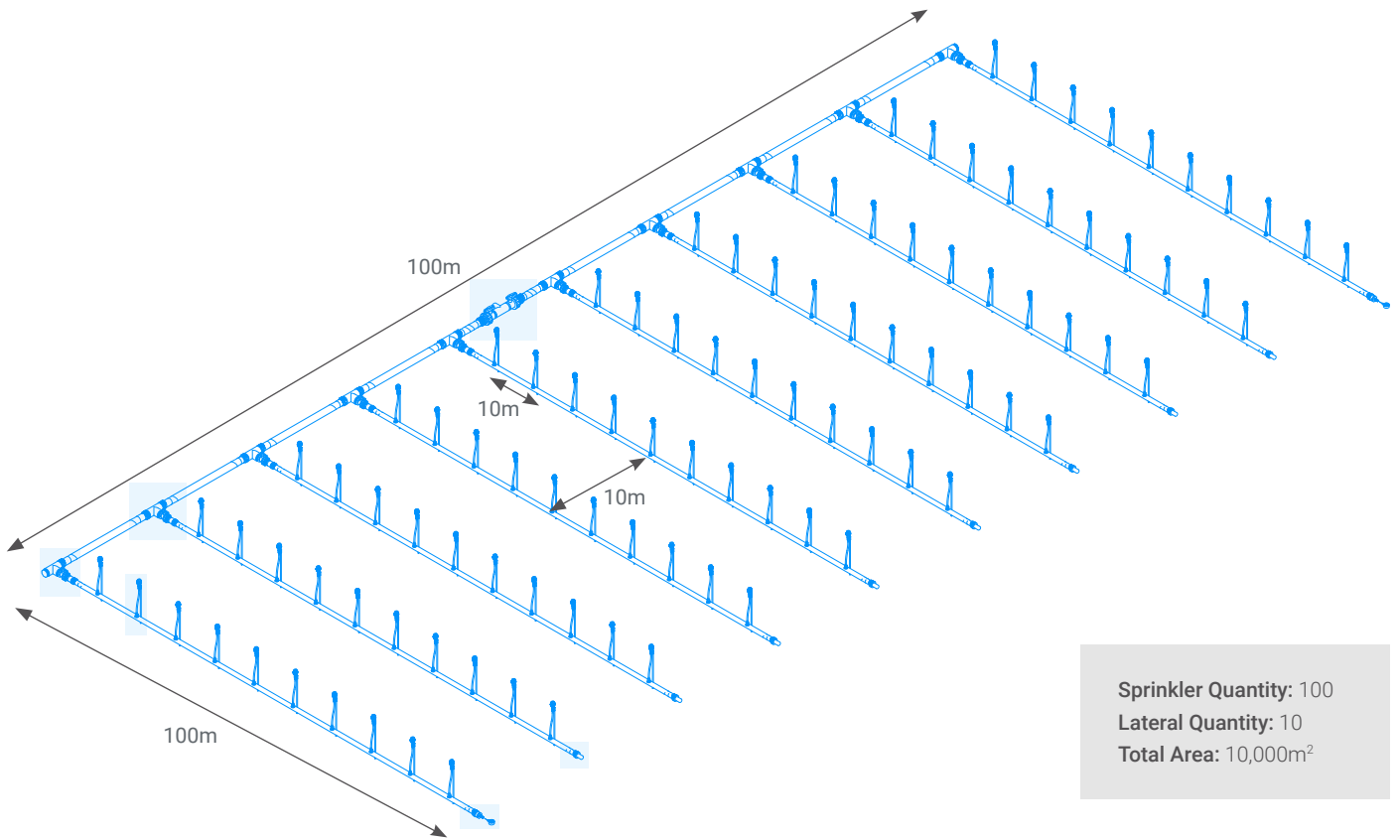
- **All in one**      Single kit that includes all the required products to achieve high performance sprinkler system
- **High performance**      The kit components were selected to bring high water efficiency and very high performance, accomplished by MegaNet™ 24D with installation spacing of 10x10meters. Together with the FlexNet™ HP 2" and Vegetable Stand achieving average water distribution uniformity of 92% CU!
- **Simple and fast installation**      All the products, parts and accessories required for installation and operation are include in the kit together with simple assembly instructions

**Note:** The kit doesn't include the lateral PE pipes. The PE pipes shall be ordered separately.

## / Specifications & Recommendations

- ✓ Kit designed for irrigation of 1.0hectare (10000m<sup>2</sup>) with installation of 10x10meter in rectangular spacing pattern
- ✓ The lateral line: FlexNet HP 2", with 1/2" outlet connector every 10meters
- ✓ The sprinkler head: MegaNet 24D 350l/h
- ✓ The sprinkler stand: Vegetable Stand with fast & safe connector to FlexNet
- ✓ Operation pressure: 2.5bar
- ✓ Average precipitation rate: 3.62mm/h
- ✓ Recommendation: The system head control shall be installed in the highest point of the irrigated field, with maximum 2% slope

→ SprinKit™ MegaNet™ 10x10 PE illustration



→ Technical Data

Kit Description	Packing Info.	Pallet Length (cm)	Pallet Width (cm)	Pallet Height (cm)	Kit Weight (kg)	Total Pallets Per Container	Kit Catalog Number
SprinKit megaNet with vegetable stand & FlexNet lateral lines	Single pallet	150	75	53	110	44	42000-013000

→ Componentes In Kit D 42000-013000

Description	Quantity
MEGANET 24D ½IC 450L/H HEAD ONLY	100
IMP SPR STAND 9x12 120CM	100
METAL ROD 8MM 120CM LENGTH	100
PVC 90 DEG THREADED T 3"	11
NMV PVC BALL VALVE 1 UNION 3" FMT BSP	2
FXN MTH BSP 3"x3" KIT	22
FXN HP 3" BLANK 100M	1
PVC THREADED PLUG 3"	2
PLASTIC BUSHING 3"x2"	10
FXN BALL VALVE 2" KIT	10
FXN HP 2", 100M W/ ½" CONNECTORS 10.0M	10
FXN LINE END CAP 2" KIT	10
FXN MTH BSP 2"x2" KIT	2
PLASTIC FEMALE REDUCER 2x¾"	2
CHECK POINT KIT STRAIGHT ¼"x½" MTH	2
NPG PITOT NEEDLE ¼" BSP	1
NPG 2.5" GLC 0-4 BAR ¼" BSP	1
NARROW TEFLON TAPE	20
INSTALLATION GUIDE BOOK F/SPRIN-KIT	1



# / Micro-Sprinklers & Micro-Emitters



For Protected Crops



# SpinNet™

A bridge-free micro-sprinkler, for upside-down irrigation in greenhouses, tunnels and net-houses for superior water distribution uniformity.



Superior uniformity



Bridge-free micro-sprinkler



Multiple configurations

Applications



Upside-down irrigation



Full coverage irrigation

## / Benefits & Features

### → High and uniform yield

Superior water distribution uniformity for full coverage irrigation. Achieved thanks to the unique design of the SpinNet micro-sprinkler. With a variety of rotors and nozzles that provide different flow rates, and different water profiles to fit completely the plant needs

Shadow-less operation - Assure a uniform irrigation even below the emitter itself

### → Keep your crop from drips damage

Drip-less micro-sprinkler - SpinNet is designed as a bridge-free micro-sprinkler, preventing drips on the plants located below in a upside-down irrigation to avoid plant damages

Controlled start & stop operation – With the Reliable anti-drain (AD) valves, all the SpinNet micro-sprinklers, start and stop simultaneously, and prevent distribution pipe drainage and dripping

### → Durability and low maintenance

High quality & resistant. Made of a highest quality material makes it durable and resistant. The integration of acid resistant plastics enables the use of acid treatment, standard agrochemicals and nutrients

Easy to maintain - The components are interchangeable. Flushing for maintenance can be done easily. The SpinNet components can be disassembled manually, no tools needed

# Specifications & Recommendations

- ✔ 7 different flow rates: 50, 70, 90, 105, 120, 160, 200l/h
- ✔ Pressure range: 2.0 to 3.0bar (at the sprinkler head)
- ✔ Nominal pressure: 2.3bar
- ✔ Inlet connection: Press fit
- ✔ 3 different rotors:
  - LR - Long Range, High trajectory angle, green rotor
  - FLT – Flat distribution, grey rotor
  - SR - Short Range, low trajectory angle, blue rotor
- ✔ Color coded nozzles for easy flow identification
- ✔ SpinNet™ micro-sprinklers meet ISO 8026 standards (SI 1406) with production certified by the Israel Standards Institute (SII)
- ✔ Filtration recommendations: 130mic. / 120mesh

\*Note: Filtration method shall be selected based on the type and concentration of the dirt particles contained in the water. Wherever sand exceeding 2ppm exists in the water, a Hydrocyclone shall be installed before the main filter. Wherever sand/ silt/ clay solids exceed 100ppm, pre-treatment shall be applied according to Netafim™ instructions

## → Technical Data

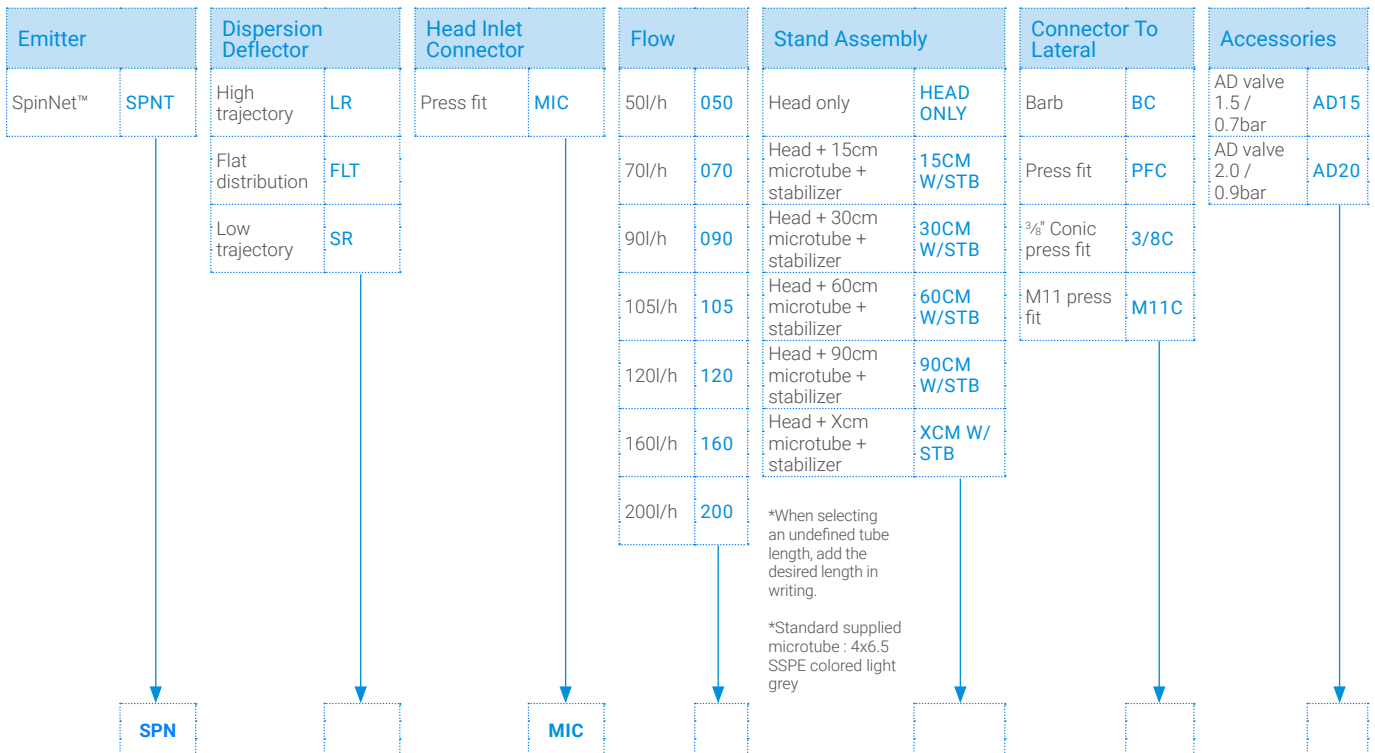
Model	Nozzle Code Color	Nozzle Size (mm)	Recommended Working Pressure (bar)	Constant K	Exponent X	Wetted Diameter With LR Green Swivel (1.8m Above Surface) (m)	Wetted Diameter With FLT Flat Swivel (1.8m Above Surface) (m)	Wetted Diameter With SR Blue Swivel (1.8m Above Surface) (m)
050	Green	0.90	2.0 to 3.0	10.5	0.5	Not Applicable	Not Applicable	6.0
070	Black	1.07	2.0 to 3.0	14.0	0.5	8.0	6.0	6.0
090	Orange	1.22	2.0 to 3.0	18.9	0.5	8.5	7.0	6.5
105	Sky blue	1.32	2.0 to 3.0	21.9	0.5	8.5	7.5	6.5
120	Red	1.44	2.0 to 3.0	25.0	0.5	9.5	7.5	6.5
160	Brown	1.76	2.0 to 3.0	33.6	0.5	10.0	8.5	7.5
200	Yellow	1.86	2.0 to 3.0	41.4	0.5	10.5	8.5	7.5

\* Wetted diameter defined by application rate equal or above 0.26mm/h

## → Ordering Information

Flowchart to determine the desired product definition

**How to use:** To determine the desired product definition select one of every set of options displayed on the chart.



→ Packaging Data

SpinNet™	Qty. P/Box Units	Box Size (cm x cm x cm)	Box Weight (kg)	Boxes P/Pallet	Total Units P/Pallet	Pallet Weight (kg)
Head only	1500	28 x 28 x 57	11.5	32	48000	380
Complete stand, 15cm tube w/stabilizer and AD valve	200	28 x 28 x 57	13.1	32	6400	419
Complete stand, 30cm tube w/stabilizer and AD valve	200	28 x 28 x 57	14.8	32	6400	486
Complete stand, 60cm tube w/stabilizer and AD valve	150	18 x 34 x 79	12.4	20	2000	249
Complete stand, 90cm tube w/stabilizer and AD valve	200	28 x 27 x 113	15.8	16	3200	253

→ Catalog Numbers

Model & Nozzle Color	SpinNet™ LR, Green Swivel		SpinNet™ FLT, Grey Swivel		SpinNet™ SR, Blue Swivel	
						
	1 Unit	100 units/bag	1 Unit	100 units/bag	1 Unit	100 units/bag
050 / Green					64200-023000	64200-023010
070 / Black	64200-010000	64200-010020	64200-005000	64200-005002	64200-024000	64200-024020
090 / Orange	64200-013000	64200-013020	64200-006000	64200-006010	64200-025000	64200-025020
105 / Sky blue	64200-017400		64200-006900		64200-025500	
120 / Red	64200-017500	64200-017520	64200-007000	64200-007010	64200-026000	64200-026020
160 / Brown	64200-020000	64200-020020	64200-007500	64200-007510	64200-027000	64200-027020
200 / Yellow	64200-021300	64200-021320	64200-008000	64200-008005	64200-028000	64200-028020

→ SpinNet™, UD Stand, LR Green Swivel, Barb Connector

How to use: Replace **X** with: flow rate / **Y** with: AD valve type

BC = Barb connector to lateral

	Flow Rate (l/h)	AD 15	AD 20
Tube Length: 15cm  Code Master SPNT UD LR <b>X</b> L/H 15 CM STABILIZER BC ADV <b>Y</b>  Example SPNT UD LR <b>050</b> L/H 15 CM STABILIZER BC ADV <b>15</b>	050		
	070	64200-010110	64200-010101
	090		
	105		
	120		
	160		
	200		
Tube Length: 30cm  Code Master SPNT UD LR <b>X</b> L/H 30 CM STABILIZER BC ADV <b>Y</b>  Example SPNT UD LR <b>050</b> L/H 30 CM STABILIZER BC ADV <b>15</b>	050		
	070	64200-010350	64200-010400
	090	64200-013150	64200-013600
	105		
	120	64200-017660	64200-018200
	160	64200-000018	64200-020800
	200	64200-000019	64200-022000
Tube Length: 60cm  Code Master SPNT UD LR <b>X</b> L/H 60 CM STABILIZER BC ADV <b>Y</b>  Example SPNT UD LR <b>050</b> L/H 60 CM STABILIZER BC ADV <b>20</b>	050		
	070	64200-010160	64200-010180
	090	64200-013185	
	105		
	120		64200-017705
	160		
	200		
Tube Length: 90cm  Code Master SPNT UD LR <b>X</b> L/H 90 CM STABILIZER BC ADV <b>Y</b>  Example SPNT UD LR <b>050</b> L/H 90 CM STABILIZER BC ADV <b>20</b>	050		
	070		
	090		
	105		
	120		
	160		
	200		64200-022500

- Missing catalog numbers available upon request

- Other stand combinations can be ordered based on the attached flowchart which can help determine the desired product requirement.

→ SpinNet™, UD Stand, LR Green Swivel, Press-Fit Connector

How to use: Replace **X** with: flow rate / **Y** with: AD valve type

PFC = Press fit to lateral

		Flow Rate (l/h)	AD 15	AD 20
Tube Length: 15cm	Code Master SPNT UD LR <b>X</b> L/H 15 CM STABILIZER PFC ADV <b>Y</b>  Example SPNT UD LR <b>050</b> L/H 15 CM STABILIZER PFC ADV <b>15</b>	050		
		070	64200-010100	64200-010200
		090	64200-013100	64200-013300
		105		
		120	64200-017600	64200-017800
		160	64200-020100	64200-020105
		200	64200-021400	64200-021600
Tube Length: 30cm	Code Master SPNT UD LR <b>X</b> L/H 30 CM STABILIZER PFC ADV <b>Y</b>  Example SPNT UD LR <b>050</b> L/H 30 CM STABILIZER PFC ADV <b>15</b>	050		
		070	64200-010360	64200-010410
		090	64200-013155	64200-013320
		105		
		120	64200-017650	64200-018250
		160	64200-020190	64200-020910
		200	64200-021450	64200-022100
Tube Length: 60cm	Code Master SPNT UD LR <b>X</b> L/H 60 CM STABILIZER PFC ADV <b>Y</b>  Example SPNT UD LR <b>050</b> L/H 60 CM STABILIZER PFC ADV <b>20</b>	050		
		070	64200-010150	64200-010170
		090	64200-013180	
		105		
		120	64200-017700	
		160	64200-020220	
		200	64200-021500	
Tube Length: 90cm	Code Master SPNT UD LR <b>X</b> L/H 90 CM STABILIZER PFC ADV <b>Y</b>  Example SPNT UD LR <b>050</b> L/H 90 CM STABILIZER PFC ADV <b>20</b>	050		
		070		
		090		64200-013790
		105		
		120		
		160		
		200		

- Missing catalog numbers available upon request

- Other stand combinations can be ordered based on the attached flowchart which can help determine the desired product requirement.



→ SpinNet™, UD Stand, FLT Grey Swivel, Barb Connector

How to use: Replace **X** with: flow rate / **Y** with: AD valve type

BC = Barb connector to lateral

	Flow Rate (l/h)	AD 15	AD 20
Tube Length: 15cm	050		
	070	64200-005008	64200-005009
	090		
	105		
	120	64200-007017	
	160		
	200		64200-008080
Tube Length: 30cm	050		
	070	64200-005005	64200-005100
	090	64200-006032	64200-006100
	105		
	120	64200-007027	64200-007100
	160	64200-007610	64200-007750
	200		64200-008100
Tube Length: 60cm	050		
	070	64200-005032	64200-005120
	090	64200-006050	64200-006145
	105		
	120	64200-007037	64200-007120
	160		
	200		
Tube Length: 90cm	050		
	070	64200-005050	64200-005400
	090	64200-006065	64200-006160
	105		
	120		64200-007320
	160	64200-007710	
	200		

- Missing catalog numbers available upon request

- Other stand combinations can be ordered based on the attached flowchart which can help determine the desired product requirement.

→ SpinNet™, UD Stand, FLT Grey Swivel, Press-Fit Connector

How to use: Replace **X** with: flow rate / **Y** with: AD valve type

PFC = Press fit to lateral

	Flow Rate (l/h)	AD 15	AD 20
Tube Length: 15cm	050		
	070	64200-005010	64200-005080
	090	64200-006020	64200-006070
	105		
	120	64200-007015	64200-007045
	160	64200-007550	64200-007720
	200	64200-007940	64200-008070
Tube Length: 30cm	050		
	070	64200-005020	64200-005150
	090	64200-006030	64200-006120
	105		
	120	64200-007025	64200-007150
	160	64200-007600	64200-007770
	200	64200-007960	64200-008150
Tube Length: 60cm	050		
	070	64200-005030	64200-005300
	090	64200-006040	64200-006140
	105		
	120	64200-007035	64200-007200
	160	64200-007660	64200-007850
	200	64200-007980	64200-008300
Tube Length: 90cm	050		
	070	64200-000006	
	090	64200-006060	
	105		
	120	64200-000027	64200-007330
	160		
	200		

- Missing catalog numbers available upon request

- Other stand combinations can be ordered based on the attached flowchart which can help determine the desired product requirement.

→ SpinNet™, UD Stand, SR Blue Swivel, Barb Connector

How to use: Replace **X** with: flow rate / **Y** with: AD valve type

BC = Barb connector to lateral

	Flow Rate (l/h)	AD 15	AD 20	
Tube Length: 15cm  Code Master SPNT UD SR <b>X</b> L/H 15 CM STABILIZER BC ADV <b>Y</b>  Example SPNT UD SR <b>050</b> L/H 15 CM STABILIZER BC ADV <b>15</b>	050	64200-004100	64200-004110	
	070			
	090			
	105			
	120			64200-000025
	160			64200-026300
	200			
Tube Length: 30cm  Code Master SPNT UD SR <b>X</b> L/H 30 CM STABILIZER BC ADV <b>Y</b>  Example SPNT UD SR <b>050</b> L/H 30 CM STABILIZER BC ADV <b>15</b>	050	64200-023040	64200-000022	
	070			
	090			64200-025100
	105			
	120			
	160			64200-026350
	200			
Tube Length: 60cm  Code Master SPNT UD SR <b>X</b> L/H 60 CM STABILIZER BC ADV <b>Y</b>  Example SPNT UD SR <b>050</b> L/H 60 CM STABILIZER BC ADV <b>20</b>	050	64200-000028		
	070			
	090			
	105			
	120			
	160			
	200			
Tube Length: 90cm  Code Master SPNT UD SR <b>X</b> L/H 90 CM STABILIZER BC ADV <b>Y</b>  Example SPNT UD SR <b>050</b> L/H 90 CM STABILIZER BC ADV <b>20</b>	050		64200-026370	
	070			
	090			
	105			
	120			
	160			
	200			

- Missing catalog numbers available upon request

- Other stand combinations can be ordered based on the attached flowchart which can help determine the desired product requirement.

→ SpinNet™, UD Stand, SR Blue Swivel, Press-Fit Connector

How to use: Replace X with: flow rate / Y with: AD valve type

PFC = Press fit to lateral

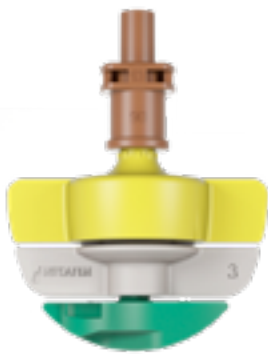
	Flow Rate (l/h)	AD 15	AD 20
Tube Length: 15cm  Code Master SPNT UD SR <u>X</u> L/H 15 CM STABILIZER PFC ADV <u>Y</u>  Example SPNT UD SR <b>050</b> L/H 15 CM STABILIZER PFC ADV <b>15</b>	050		
	070		
	090		
	105		
	120		64200-026110
	160		64200-026360
	200		
Tube Length: 30cm  Code Master SPNT UD SR <u>X</u> L/H 30 CM STABILIZER PFC ADV <u>Y</u>  Example SPNT UD SR <b>050</b> L/H <b>30</b> CM STABILIZER PFC ADV <b>15</b>	050	64200-023030	64200-023020
	070		
	090		
	105		
	120		64200-026150
	160		
	200		
Tube Length: 60cm  Code Master SPNT UD SR <u>X</u> L/H 60 CM STABILIZER PFC ADV <u>Y</u>  Example SPNT UD SR <b>050</b> L/H 60 CM STABILIZER PFC ADV <b>20</b>	050		
	070		
	090		
	105		
	120		
	160		
	200		
Tube Length: 90cm  Code Master SPNT UD SR <u>X</u> L/H 90 CM STABILIZER PFC ADV <u>Y</u>  Example SPNT UD SR <b>050</b> L/H 90 CM STABILIZER PFC ADV <b>20</b>	050		
	070		
	090		
	105		
	120		
	160		
	200		

- Missing catalog numbers available upon request

- Other stand combinations can be ordered based on the attached flowchart which can help determine the desired product requirement.

# SpinNet™ SD

A bridge-free micro-sprinkler, for upside-down irrigation, with unique design for superior water distribution uniformity for tunnels as a single line irrigation.



Superior uniformity



Bridge-free micro-sprinkler



Multiple configurations

Applications



Upside-down irrigation



Single line irrigation

## / Benefits & Features

### → High and uniform yield

Superior water distribution uniformity for full coverage irrigation. Achieved thanks to the unique design of the SpinNet™ micro-sprinkler and the SD device (Shoulder Distribution). SpinNet™ SD is available in a variety of rotors and nozzles that provide different flow rates, and different water profiles to fit completely the plant and structure needs. The Shoulder Distribution provides a high level of uniformity within a closely spaced "strip of sprinklers"

Shadow-less operation - Assure a uniform irrigation even below the emitter itself

### → Keep your crop from drips damage

Drip-less micro-sprinkler - SpinNet™ SD is designed as a bridge-free micro-sprinkler, preventing drips on the plants located below in a upside-down irrigation to avoid plant damages

Controlled start & stop operation – With the Reliable anti-drain (AD) valves, all the SpinNet micro-sprinklers, start and stop simultaneously, and prevent distribution pipe drainage and dripping

### → Durability and low maintenance

High quality & resistant. Made of a highest quality material makes it durable and resistant. The integration of acid resistant plastics enables the use of acid treatment, standard agrochemicals and nutrients

Easy to maintain - The components are interchangeable. Flushing for maintenance can be done easily. The SpinNet™ SD components can be disassembled manually, no tools needed



# Specifications & Recommendations

- ✓ 6 Models: 090/050, 120/070, 160/070, 160/090, 200/090, 200/120l/h
- ✓ The nominal flow is the lower number in model's name. Nominal flow achieved in 2.0bar
- ✓ Pressure range: 2.0 to 3.0bar (at the sprinkler head)
- ✓ Inlet connection: Press fit
- ✓ 3 different rotors:
  - LR - Long Range. High trajectory angle, green rotor
  - FLT – Flat distribution, grey rotor
  - SR - Short Range Low trajectory angle, blue rotor
- ✓ Color coded nozzles & SD devices for easy flow identification
- ✓ SpinNet™ SD micro-sprinklers meet ISO 8026 standards (SI 1406) with production certified by the Israel Standards Institute (SII)
- ✓ Filtration recommendations: 130mic. / 120mesh

\*Note: Filtration method shall be selected based on the type and concentration of the dirt particles contained in the water. Wherever sand exceeding 2ppm exists in the water, a Hydrocyclone shall be installed before the main filter. Wherever sand/ silt/ clay solids exceed 100ppm, pre-treatment shall be applied according to Netafim™ instructions

## → Technical Data

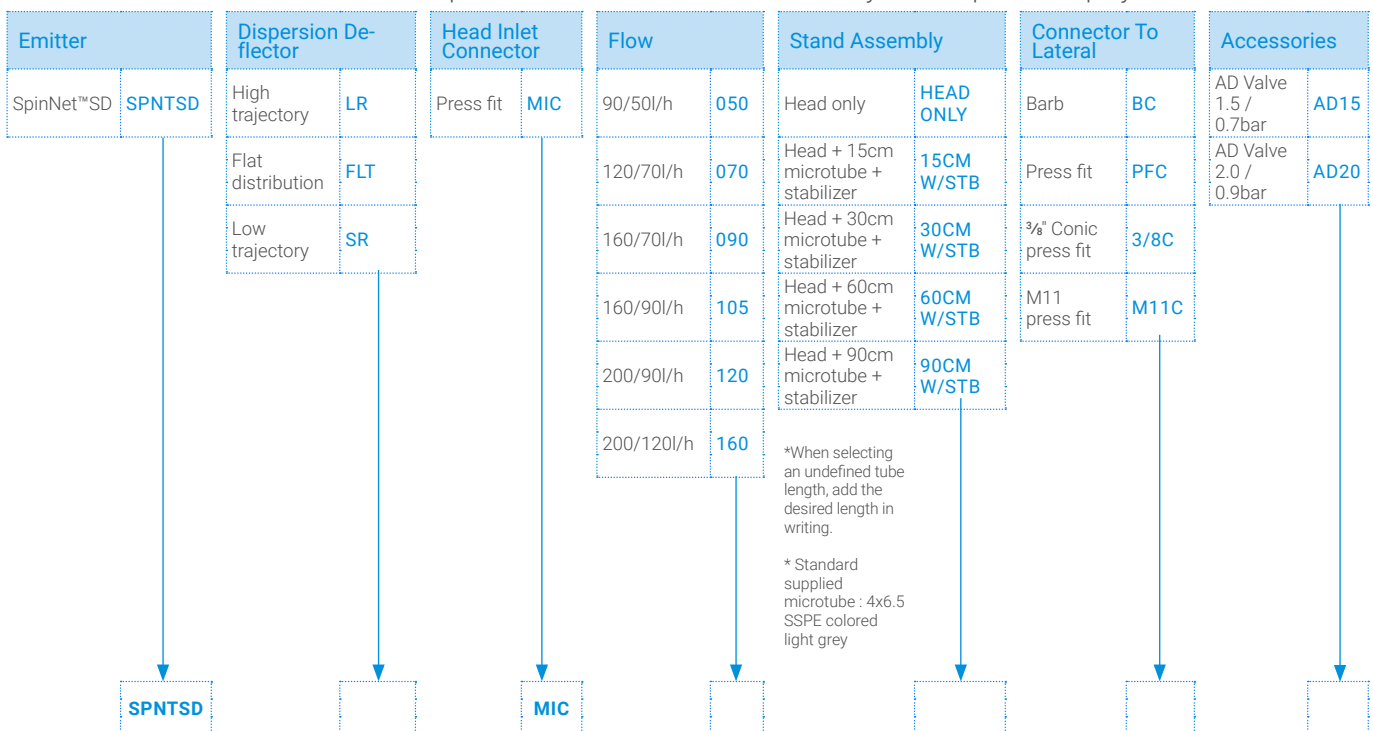
Model	Nozzle Code Color + Nozzle Size (mm)		Sd Code Color + SD Size (mm)		Rec. Working Pressure (bar)	Constant K	Exponent X	Wetted Diameter With LR Green Swivel (1.8m Above Surface) (m)	Wetted Diameter With FLT Flat Swivel (1.8m Above Surface) (m)	Wetted Diameter With SR Blue Swivel (1.8m Above Surface) (m)
090/050	Orange	1.22	Orange	1.20	2.0 to 3.0	11.6	0.5	N/A	N/A	5.5
120/070	Red	1.44	Red	1.46	2.0 to 3.0	15.2	0.5	8.5	7.0	5.5
160/070	Brown	1.76	Brown	1.46	2.0 to 3.0	17.7	0.5	7.5	6.5	5.5
160/090		1.76		1.56	2.0 to 3.0	19.7	0.5	8.0	6.5	6.0
200/090	Yellow	1.86	Yellow	1.56	2.0 to 3.0	20.6	0.5	7.5	6.0	5.5
200/120		1.86		1.87	2.0 to 3.0	27.5	0.5	9.0	7.0	6.5

\* Wetted diameter defined be application rate equal or above 0.26mm/h

## → Ordering information

Flowchart to determine the desired product definition


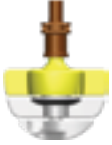

**How to use:** To determine the desired product definition select one of every set of options displayed on the chart.






→ Packaging Data

SpinNet™	Qty. P/Box Units	Box Size (cm x cm x cm)	Box Weight (kg)	Boxes P/Pallet	Total Units P/Pallet	Pallet Weight (kg)
Head & SD connector	1250	18 x 34 x 79	12.9	20	25000	268
Complete stand (30 cm) w/stabilizer & AD valve	150	28 x 28 x 57	11.5	32	4800	368
Complete stand (60 cm) w/stabilizer & AD valve	100	18 x 34 x 79	8.4	20	2000	176

→ Catalog Numbers For SpinNet™ Head Only

Model	Nozzle Color	SD Code Color	SpinNet™ SD LR, Green Swivel		SpinNet™ SD FLT, Grey Swivel		SpinNet™ SD SR, Blue Swivel	
								
			1 Unit	100 units/bag	1 Unit	100 units/bag	1 Unit	100 units/bag
090/050	Orange	Orange					64200-031950	
120/070	Red	Red	64200-010750	64200-010760	64200-001250	64200-001255	64200-032000	64200-032010
160/070	Brown	Red	64200-012250		64200-001460		64200-032950	
160/090	Brown	Brown	64200-013950	64200-013960	64200-001600		64200-033000	64200-033010
200/090	Yellow	Brown	64200-014090	64200-014120	64200-001780	64200-001785	64200-033100	
200/120	Yellow	Yellow	64200-014720		64200-001840		64200-034000	

→ Catalog Numbers For SpinNet™ Head + AD Valve

Model	Nozzle Color	SD Code Color	SpinNet™ SD LR, Green Swivel		SpinNet™ SD FLT, Grey Swivel		SpinNet™ SD SR, Blue Swivel	
								
			1 Unit	100 units/bag	1 Unit	100 units/bag	1 Unit	100 units/bag
090/050	Orange	Orange						
120/070	Red	Red	64200-010800	64200-010805	64200-001300	64200-001302	64200-032020	64200-032030
160/070	Brown	Red			64200-001490			
160/090	Brown	Brown	64200-014000	64200-014005	64200-001650		64200-033020	64200-033030
200/090	Yellow	Brown	64200-014100		64200-001800	64200-001805		
200/120	Yellow	Yellow	64200-018700		64200-001850	64200-001855		

→ SpinNet™ SD, UD Stand, LR Green Swivel, **Barb Connector**

How to use: Replace **X** with: flow rate / **Y** with: AD valve type

BC = Barb connector to lateral

	Model	Nozzle Color	SD Code Color	AD 15	AD 20
Tube Length: 15cm  Code Master SPNT SD UD LR <b>X</b> L/H 15 CM STABILIZER BC ADV <b>Y</b>  Example SPNT SD UD LR <b>050</b> L/H 15 CM STABILIZER BC ADV <b>15</b>	090/050	Orange	Orange		
	120/070	Red	Red		
	160/070	Brown	Red		
	160/090	Brown	Brown		
	200/090	Yellow	Brown		
	200/120	Yellow	Yellow		
Tube Length: 30cm  Code Master SPNT SD UD LR <b>X</b> L/H 30 CM STABILIZER BC ADV <b>Y</b>  Example SPNT SD UD LR <b>050</b> L/H 30 CM STABILIZER BC ADV <b>15</b>	090/050	Orange	Orange		
	120/070	Red	Red		
	160/070	Brown	Red		
	160/090	Brown	Brown		
	200/090	Yellow	Brown		
	200/120	Yellow	Yellow		
Tube Length: 60cm  Code Master SPNT SD UD LR <b>X</b> L/H 60 CM STABILIZER BC ADV <b>Y</b>  Example SPNT SD UD LR <b>050</b> L/H 60 CM STABILIZER BC ADV <b>20</b>	090/050	Orange	Orange		
	120/070	Red	Red		
	160/070	Brown	Red		
	160/090	Brown	Brown		
	200/090	Yellow	Brown		
	200/120	Yellow	Yellow		
Tube Length: 90cm  Code Master SPNT SD UD LR <b>X</b> L/H 90 CM STABILIZER BC ADV <b>Y</b>  Example SPNT SD UD LR <b>050</b> L/H 90 CM STABILIZER BC ADV <b>20</b>	090/050	Orange	Orange		
	120/070	Red	Red		
	160/070	Brown	Red		
	160/090	Brown	Brown		
	200/090	Yellow	Brown		
	200/120	Yellow	Yellow		

- Missing catalog numbers available upon request

- Other stand combinations can be ordered based on the attached flowchart which can help determine the desired product requirement.

→ SpinNet™ SD, UD Stand, LR Green Swivel, Press-Fit Connector

How to use: Replace **X** with: flow rate / **Y** with: AD valve type

PFC = Press fit to lateral

	Model	Nozzle Color	SD Code Color	AD 15	AD 20	
Tube Length: 15cm	Code Master SPNT SD UD LR <b>X</b> L/H 15 CM STABILIZER PFC ADV <b>Y</b>	090/050	Orange	Orange		
	Example SPNT SD UD LR <b>050</b> L/H 15 CM STABILIZER PFC ADV <b>15</b>	120/070	Red	Red		
		160/070	Brown	Red		
		160/090	Brown	Brown		
		200/090	Yellow	Brown		
		200/120	Yellow	Yellow		
Tube Length: 30cm	Code Master SPNT SD UD LR <b>X</b> L/H 30 CM STABILIZER PFC ADV <b>Y</b>	090/050	Orange	Orange		
	Example SPNT SD UD LR <b>050</b> L/H 30 CM STABILIZER PFC ADV <b>15</b>	120/070	Red	Red		
		160/070	Brown	Red		
		160/090	Brown	Brown		
		200/090	Yellow	Brown		
		200/120	Yellow	Yellow		
Tube Length: 60cm	Code Master SPNT SD UD LR <b>X</b> L/H 60 CM STABILIZER PFC ADV <b>Y</b>	090/050	Orange	Orange		
	Example SPNT SD UD LR <b>050</b> L/H 60 CM STABILIZER PFC ADV <b>20</b>	120/070	Red	Red		
		160/070	Brown	Red		
		160/090	Brown	Brown		
		200/090	Yellow	Brown		
		200/120	Yellow	Yellow		
Tube Length: 90cm	Code Master SPNT SD UD LR <b>X</b> L/H 90 CM STABILIZER PFC ADV <b>Y</b>	090/050	Orange	Orange		
	Example SPNT SD UD LR <b>050</b> L/H 90 CM STABILIZER PFC ADV <b>20</b>	120/070	Red	Red		
		160/070	Brown	Red		
		160/090	Brown	Brown		
		200/090	Yellow	Brown		
		200/120	Yellow	Yellow		

- Missing catalog numbers available upon request

- Other stand combinations can be ordered based on the attached flowchart which can help determine the desired product requirement.

→ SpinNet™ SD, UD Stand, FLT Grey Swivel, Barb Connector

How to use: Replace **X** with: flow rate / **Y** with: AD valve type

BC = Barb connector to lateral

	Model	Nozzle Color	SD Code Color	AD 15	AD 20
Tube Length: 15cm  Code Master SPNT SD UD FLT <b>X</b> L/H 15 CM STABILIZER BC ADV <b>Y</b>  Example SPNT SD UD FLT <b>050</b> L/H 15 CM STABILIZER BC ADV <b>15</b>	090/050	Orange	Orange		
	120/070	Red	Red		
	160/070	Brown	Red		
	160/090	Brown	Brown		
	200/090	Yellow	Brown		
	200/120	Yellow	Yellow		
Tube Length: 30cm  Code Master SPNT SD UD FLT <b>X</b> L/H 30 CM STABILIZER BC ADV <b>Y</b>  Example SPNT SD UD FLT <b>050</b> L/H 30 CM STABILIZER BC ADV <b>15</b>	090/050	Orange	Orange		
	120/070	Red	Red		
	160/070	Brown	Red		
	160/090	Brown	Brown		
	200/090	Yellow	Brown		
	200/120	Yellow	Yellow		
Tube Length: 60cm  Code Master SPNT SD UD FLT <b>X</b> L/H 60 CM STABILIZER BC ADV <b>Y</b>  Example SPNT SD UD FLT <b>050</b> L/H 60 CM STABILIZER BC ADV <b>20</b>	090/050	Orange	Orange		
	120/070	Red	Red		
	160/070	Brown	Red		
	160/090	Brown	Brown		
	200/090	Yellow	Brown		
	200/120	Yellow	Yellow		
Tube Length: 90cm  Code Master SPNT SD UD FLT <b>X</b> L/H 90 CM STABILIZER BC ADV <b>Y</b>  Example SPNT SD UD FLT <b>050</b> L/H 90 CM STABILIZER BC ADV <b>20</b>	090/050	Orange	Orange		
	120/070	Red	Red		
	160/070	Brown	Red		
	160/090	Brown	Brown		
	200/090	Yellow	Brown		
	200/120	Yellow	Yellow		

- Missing catalog numbers available upon request

- Other stand combinations can be ordered based on the attached flowchart which can help determine the desired product requirement.



→ SpinNet™ SD, UD Stand, FLT Grey Swivel, Press-Fit Connector

How to use: Replace **X** with: flow rate / **Y** with: AD valve type

PFC = Press fit to lateral

	Model	Nozzle Color	SD Code Color	AD 15	AD 20
Tube Length: 15cm  Code Master SPNT SD UD FLT <b>X</b> L/H 15 CM STABILIZER PFC ADV <b>Y</b>  Example SPNT SD UD FLT <b>050</b> L/H <b>15</b> CM STABILIZER PFC ADV <b>15</b>	090/050	Orange	Orange		
	120/070	Red	Red		
	160/070	Brown	Red		
	160/090	Brown	Brown		
	200/090	Yellow	Brown		
	200/120	Yellow	Yellow		
Tube Length: 30cm  Code Master SPNT SD UD FLT <b>X</b> L/H 30 CM STABILIZER PFC ADV <b>Y</b>  Example SPNT SD UD FLT <b>050</b> L/H 30 CM STABILIZER PFC ADV <b>15</b>	090/050	Orange	Orange		
	120/070	Red	Red		
	160/070	Brown	Red		
	160/090	Brown	Brown		
	200/090	Yellow	Brown		
	200/120	Yellow	Yellow		
Tube Length: 60cm  Code Master SPNT SD UD FLT <b>X</b> L/H 60 CM STABILIZER PFC ADV <b>Y</b>  Example SPNT SD UD FLT <b>050</b> L/H 60 CM STABILIZER PFC ADV <b>20</b>	090/050	Orange	Orange		
	120/070	Red	Red		
	160/070	Brown	Red		
	160/090	Brown	Brown		
	200/090	Yellow	Brown		
	200/120	Yellow	Yellow		
Tube Length: 90cm  Code Master SPNT SD UD FLT <b>X</b> L/H 90 CM STABILIZER PFC ADV <b>Y</b>  Example SPNT SD UD FLT <b>050</b> L/H 90 CM STABILIZER PFC ADV <b>20</b>	090/050	Orange	Orange		
	120/070	Red	Red		
	160/070	Brown	Red		
	160/090	Brown	Brown		
	200/090	Yellow	Brown		
	200/120	Yellow	Yellow		

- Missing catalog numbers available upon request

- Other stand combinations can be ordered based on the attached flowchart which can help determine the desired product requirement.

→ SpinNet™ SD, UD Stand, SR Blue Swivel, Barb Connector

How to use: Replace **X** with: flow rate / **Y** with: AD valve type

BC = Barb connector to lateral

	Model	Nozzle Color	SD Code Color	AD 15	AD 20
Tube Length: 15cm  Code Master SPNT SD UD SR <b>X</b> L/H 15 CM STABILIZER BC ADV <b>Y</b>  Example SPNT SD UD SR <b>050</b> L/H 15 CM STABILIZER BC ADV <b>15</b>	090/050	Orange	Orange		
	120/070	Red	Red		
	160/070	Brown	Red		
	160/090	Brown	Brown		
	200/090	Yellow	Brown		
	200/120	Yellow	Yellow		
Tube Length: 30cm  Code Master SPNT SD UD SR <b>X</b> L/H 30 CM STABILIZER BC ADV <b>Y</b>  Example SPNT SD UD SR <b>050</b> L/H 30 CM STABILIZER BC ADV <b>15</b>	090/050	Orange	Orange		
	120/070	Red	Red		
	160/070	Brown	Red		
	160/090	Brown	Brown		
	200/090	Yellow	Brown		
	200/120	Yellow	Yellow		
Tube Length: 60cm  Code Master SPNT SD UD SR <b>X</b> L/H 60 CM STABILIZER BC ADV <b>Y</b>  Example SPNT SD UD SR <b>050</b> L/H 60 CM STABILIZER BC ADV <b>20</b>	090/050	Orange	Orange		
	120/070	Red	Red		
	160/070	Brown	Red		
	160/090	Brown	Brown		
	200/090	Yellow	Brown		
	200/120	Yellow	Yellow		
Tube Length: 90cm  Code Master SPNT SD UD SR <b>X</b> L/H 90 CM STABILIZER BC ADV <b>Y</b>  Example SPNT SD UD SR <b>050</b> L/H 90 CM STABILIZER BC ADV <b>20</b>	090/050	Orange	Orange		
	120/070	Red	Red		
	160/070	Brown	Red		
	160/090	Brown	Brown		
	200/090	Yellow	Brown		
	200/120	Yellow	Yellow		

- Missing catalog numbers available upon request

- Other stand combinations can be ordered based on the attached flowchart which can help determine the desired product requirement.

→ SpinNet™ SD, UD Stand, SR Blue Swivel, Press-Fit Connector

How to use: Replace **X** with: flow rate / **Y** with: AD valve type

PFC = Press fit to lateral


	Model	Nozzle Color	SD Code Color	AD 15	AD 20
Tube Length: 15cm  Code Master SPNT SD UD SR <b>X</b> L/H 15 CM STABILIZER PFC ADV <b>Y</b>  Example SPNT SD UD SR <b>050</b> L/H 15 CM STABILIZER PFC ADV <b>15</b>	090/050	Orange	Orange		
	120/070	Red	Red		
	160/070	Brown	Red		
	160/090	Brown	Brown		
	200/090	Yellow	Brown		
	200/120	Yellow	Yellow		
Tube Length: 30cm  Code Master SPNT SD UD SR <b>X</b> L/H 30 CM STABILIZER PFC ADV <b>Y</b>  Example SPNT SD UD SR <b>050</b> L/H 30 CM STABILIZER PFC ADV <b>15</b>	090/050	Orange	Orange		
	120/070	Red	Red		
	160/070	Brown	Red		
	160/090	Brown	Brown		
	200/090	Yellow	Brown		
	200/120	Yellow	Yellow		
Tube Length: 60cm  Code Master SPNT SD UD SR <b>X</b> L/H 60 CM STABILIZER PFC ADV <b>Y</b>  Example SPNT SD UD SR <b>050</b> L/H 60 CM STABILIZER PFC ADV <b>20</b>	090/050	Orange	Orange		
	120/070	Red	Red		
	160/070	Brown	Red		
	160/090	Brown	Brown		
	200/090	Yellow	Brown		
	200/120	Yellow	Yellow		
Tube Length: 90cm  Code Master SPNT SD UD SR <b>X</b> L/H 90 CM STABILIZER PFC ADV <b>Y</b>  Example SPNT SD UD SR <b>050</b> L/H 90 CM STABILIZER PFC ADV <b>20</b>	090/050	Orange	Orange		
	120/070	Red	Red		
	160/070	Brown	Red		
	160/090	Brown	Brown		
	200/090	Yellow	Brown		
	200/120	Yellow	Yellow		

- Missing catalog numbers available upon request

- Other stand combinations can be ordered based on the attached flowchart which can help determine the desired product requirement.

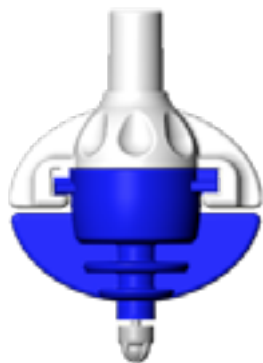
→ SpinNet™ SD Components

SpinNet™ Body Nozzle

	Model & Nozzle Color	Catalog Number
	90 / Orange	64220-004100
	120 / Red	64220-004200
	160 / Brown	64220-004250
	200 / Yellow	64220-004300

# VibroNet™

A bridge-free micro-emitter for germination applications in greenhouses with superior water distribution uniformity.



Superior uniformity



Bridge-free micro-emitter



Self cleaning

Applications



Upside down germination

## / Benefits & Features

- **Excellent water distribution uniformity for high germination efficiency**

The VibroNet™ is designed to provide very gentle droplets with perfect water distribution uniformity to increase germination efficiency
- **Keep your crop from drips damage**

Drip-less Micro-Sprinkler – VibroNet™ is designed as a bridge-free micro-emitter, preventing drips on the germination tables located below to prevent damages

Controlled start & stop operation – With the Reliable anti-drain (AD) valves, all the VibroNet micro-emitter, start and stop simultaneously, and prevent distribution pipe drainage and dripping
- **Constantly self-cleaning**

The operation of the VibroNet™ is based on vibration, water passage through the nozzle causes needle vibration which in turn breaks up the water jet into uniform droplets that are evenly spread. The vibrating system does not allow for build up of mineral deposits in the nozzle
- **Durability and low maintenance**

High quality & resistant – Made of a highest quality material makes it durable and resistant to standard agrochemicals and nutrients and resistant to acid treatments

The components are interchangeable. Flushing for maintenance can be done easily

# Specifications & Recommendations

- ✓ 2 different flow rates: 40, 50l/h
- ✓ Nominal flow rate at: 3.0bar
- ✓ Recommended pressure range: 3.0 - 4.0bar
- ✓ 1 types of inlet connector: press fit, male inlet
- ✓ Nozzle color coded for easy identification of the flow rate
- ✓ Filtration recommendations: 130mic. / 120mesh

\*Note: Filtration method shall be selected based on the type and concentration of the dirt particles contained in the water. Wherever sand exceeding 2ppm exists in the water, a Hydrocyclone shall be installed before the main filter. Wherever sand/ silt/ clay solids exceed 100ppm, pre-treatment shall be applied according to Netafim™ instructions

## → Technical Data

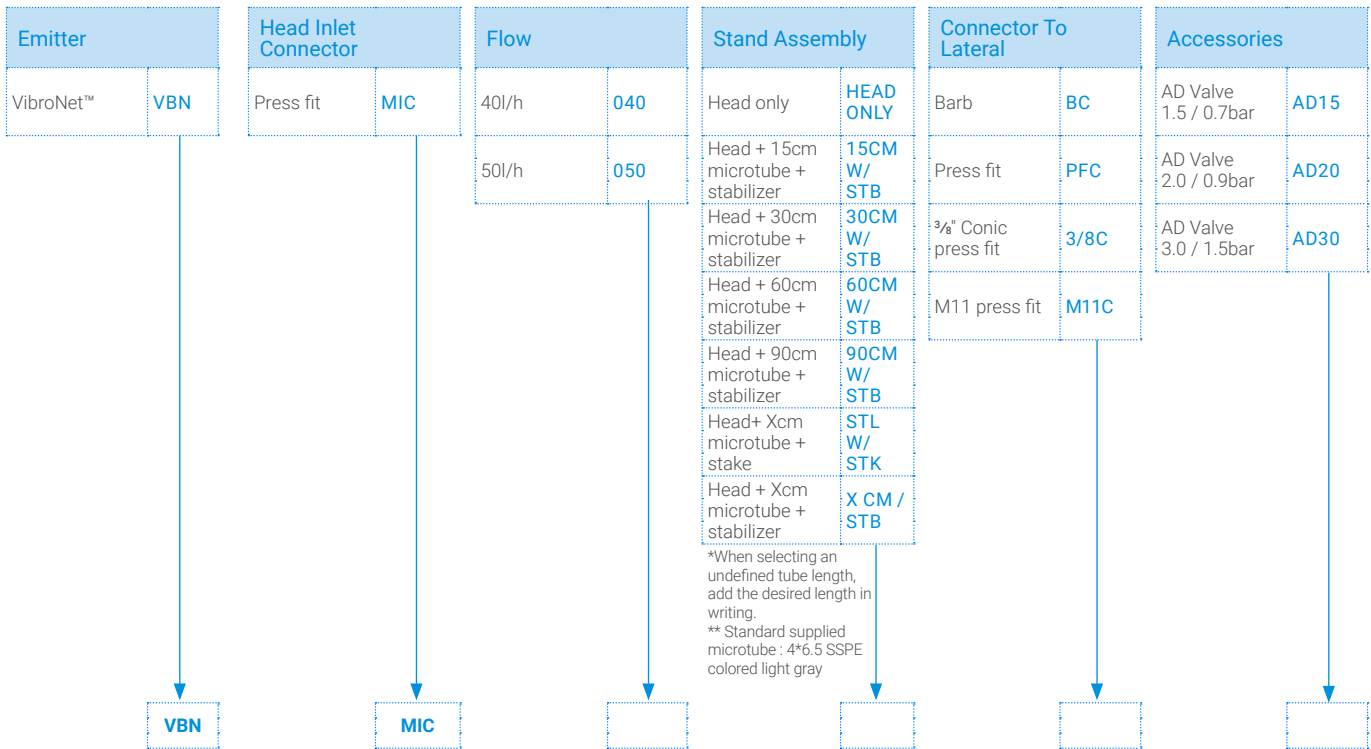
Model	Flow Rate (l/h)*	Regulation Chamber Code Color	Pin Code Color	Nozzle Water Passages Area (mm <sup>2</sup> )	Recommended Working Pressure (bar)	Constant K	Exponent* X	Wetted Diameter 150cm Above Ground* (m)
040	40.0	Blue	Grey	0.60	3.0	8.6	0.45	4.0
050	47.0	Green	Grey	0.71	3.0	9.5	0.47	4.0

\* at 3.0bar working pressure

## → Ordering Information

Flowchart to determine the desired product definition

**How to use:** To determine the desired product definition select one of every set of options displayed on the chart.



## → Packaging Data

SuperNet™ LR & LRD	Qty. P/Box Units	Box Size (cm x cm x cm)	Box Weight (kg)	Boxes P/Pallet	Total Units P/Pallet	Pallet Weight (kg)
Head only	3,200	28 x 28 x 57	19.2	32	102,400	614
Complete stand, 15 cm tube w/stabilizer + Ad valve	250	28 x 28 x 57	15.1	32	8,000	484
Complete stand, 30 cm tube w/stabilizer + Ad valve	200	28 x 28 x 57	15.0	32	6,400	480
Complete stand, 60 cm tube w/stabilizer + Ad valve	150	18 x 34 x 79	11.5	20	3,000	230
Complete stand, 90 cm tube w/stabilizer + Ad valve	200	28 x 27 x 113	15.0	16	3,200	240

## → VibroNet™ Catalog Numbers

Model	Head Only			Head + AD Valve 20	
	1 Unit	25 Unit/Bag	100 Unit/Bag	1 Unit	25 Unit/Bag
040	64300-001000	64300-001010	64300-001030	64300-001070	64300-001080
050	64300-005000	64300-005010	64300-005030	64300-005100	64300-005110



→ **VibroNet™, UD Stand, LR Green Swivel, Barb Connector**

**How to use:** Replace **X** with: flow rate / **Y** with: AD valve type

**BC** = Barb connector to lateral

		Flow Rate (l/h)	AD 15	AD 20
Tube Length: 15cm	Code Master VBN UD LR <b>X</b> L/H 15 CM STABILIZER BC ADV <b>Y</b>  Example VBN UD LR <b>050</b> L/H 15 CM STABILIZER BC ADV <b>15</b>	040	64300-001300	64300-001700
		050		
Tube Length: 30cm	Code Master VBN UD LR <b>X</b> L/H 30 CM STABILIZER BC ADV <b>Y</b>  Example VBN UD LR <b>050</b> L/H 30 CM STABILIZER BC ADV <b>15</b>	040	64300-002100	64300-002500
		050		
Tube Length: 60cm	Code Master VBN UD LR <b>X</b> L/H 60 CM STABILIZER BC ADV <b>Y</b>  Example VBN UD LR <b>050</b> L/H 60 CM STABILIZER BC ADV <b>20</b>	040	64300-003100	64300-003500
		050		
Tube Length: 90cm	Code Master VBN UD LR <b>X</b> L/H 90 CM STABILIZER BC ADV <b>Y</b>  Example VBN UD LR <b>050</b> L/H 90 CM STABILIZER BC ADV <b>20</b>	040		
		050		
Tube Length: 120cm	Code Master VBN UD LR <b>X</b> L/H 120 CM STABILIZER BC ADV <b>Y</b>  Example VBN UD LR <b>050</b> L/H 120 CM STABILIZER BC ADV <b>20</b>	040		64300-004000
		050		64300-005150

- Missing catalog numbers available upon request

- Other stand combinations can be ordered based on the attached flowchart which can help determine the desired product requirement.

→ **VibroNet™, UD Stand, LR Green Swivel, Press-Fit Connector**

**How to use:** Replace **X** with: flow rate / **Y** with: AD valve type

**PFC** = Press fit to lateral

	Flow Rate (l/h)	AD 15	AD 20
Tube Length: 15cm	040	64300-001300	64300-001700
	050		
Code Master VBN UD LR <b>X</b> L/H 15 CM STABILIZER PFC ADV <b>Y</b>			
	Example VBN UD LR <b>050</b> L/H 15 CM STABILIZER PFC ADV <b>15</b>		
Tube Length: 30cm	040	64300-002100	64300-002500
	050		
Code Master VBN UD LR <b>X</b> L/H 30 CM STABILIZER PFC ADV <b>Y</b>			
	Example VBN UD LR <b>050</b> L/H 30 CM STABILIZER PFC ADV <b>15</b>		
Tube Length: 60cm	040	64300-003100	64300-003500
	050		
Code Master VBN UD LR <b>X</b> L/H 60 CM STABILIZER PFC ADV <b>Y</b>			
	Example VBN UD LR <b>050</b> L/H 60 CM STABILIZER PFC ADV <b>20</b>		
Tube Length: 90cm	040		
	050		
Code Master VBN UD LR <b>X</b> L/H 90 CM STABILIZER PFC ADV <b>Y</b>			
	Example VBN UD LR <b>050</b> L/H 90 CM STABILIZER PFC ADV <b>20</b>		
Tube Length: 120cm	040		64300-004000
	050		64300-005150
Code Master VBN UD LR <b>X</b> L/H 120 CM STABILIZER PFC ADV <b>Y</b>			
	Example VBN UD LR <b>050</b> L/H 120 CM STABILIZER PFC ADV <b>20</b>		

- Missing catalog numbers available upon request

- Other stand combinations can be ordered based on the attached flowchart which can help determine the desired product requirement.

→ **VibroNet™, UD Stand, LR Green Swivel, 3/8C**

**How to use:** Replace **X** with: flow rate / **Y** with: AD valve type

**3/8C** = 3/8 connector to lateral


	Flow Rate (l/h)	AD 15	AD 20
Tube Length: 15cm	040	64300-001400	64300-001800
	050		
Code Master VBN UD LR <b>X</b> L/H 15 CM STABILIZER 3/8C ADV <b>Y</b>			
	Example VBN UD LR <b>050</b> L/H 15 CM STABILIZER 3/8C ADV <b>15</b>		
Tube Length: 30cm	040	64300-002200	64300-002600
	050		
Code Master VBN UD LR <b>X</b> L/H 30 CM STABILIZER 3/8C ADV <b>Y</b>			
	Example VBN UD LR <b>050</b> L/H 30 CM STABILIZER 3/8C ADV <b>15</b>		
Tube Length: 60cm	040	64300-003200	64300-003600
	050		
Code Master VBN UD LR <b>X</b> L/H 60 CM STABILIZER 3/8C ADV <b>Y</b>			
	Example VBN UD LR <b>050</b> L/H 60 CM STABILIZER 3/8C ADV <b>20</b>		
Tube Length: 90cm	040		
	050		
Code Master VBN UD LR <b>X</b> L/H 90 CM STABILIZER 3/8C ADV <b>Y</b>			
	Example VBN UD LR <b>050</b> L/H 90 CM STABILIZER 3/8C ADV <b>20</b>		
Tube Length: 120cm	040		
	050		
Code Master VBN UD LR <b>X</b> L/H 120 CM STABILIZER 3/8C ADV <b>Y</b>			
	Example VBN UD LR <b>050</b> L/H 120 CM STABILIZER 3/8C ADV <b>20</b>		

- Missing catalog numbers available upon request

- Other stand combinations can be ordered based on the attached flowchart which can help determine the desired product requirement.

→ **VibroNet™ Components**


**VibroNet™ Body**

	Catalog Number
	64320-003000

**VibroNet™ "O" Ring**

	Catalog Number
	1 Unit 63520-005700


**VibroNet™ Nozzle Mechanism**

	040 Blue + Gray Pin 64320-004300
	050 Green + Gray Pin 64320-004400

# CoolNet™ Pro

## SUPER-FINE MISTER

Super-fine static mister specially designed for cooling and humidifying or irrigating over rooting tables.



Superior uniformity



Bridge-free micro-emitter



Multiple field applications

Applications



Cooling



Humidification



Rooting

## / Benefits & Features

- **High cooling & humidification efficiency** CoolNet™ Pro has a unique design which distributes micro sized droplets at a relatively low pressure. It provides an average droplet size of 65microns at a 58psi working pressure
- **Multiple field applications** CoolNet™ Pro is designed to achieve high performance in different applications: cooling, humidifying and irrigation of rooting tables
- **Save your crop from drop damage**
  - Drip-less micro-emitter - CoolNet™ Pro is designed as a bridgeless micro-emitter, preventing water from dripping off the sprinkler onto the plants below
  - Controlled start & stop operation – With the Reliable anti-drain (AD) valves, all the CoolNet™ Pro micro-emitters, start and stop simultaneously, and prevent distribution pipe drainage and dripping
- **Durability and low maintenance**
  - High quality & resistant. Made of the highest quality material making it durable and resistant to standard ag chemicals, nutrients and acid treatments
  - The components are interchangeable. Flushing for maintenance can be done easily

# Specifications & Recommendations

- ✓ 3 different flow rates: 5.5, 7.5, 14.0l/h and plug nozzle
- ✓ Nominal flow rate at: 4.0bar
- ✓ Recommended pressure range: 3.0 - 5.0bar
- ✓ 1 type of inlet connector: Press fit, male inlet
- ✓ 3 different configurations:
  - "C" - Cross, 4 nozzles
  - "T" - Tee, 2 nozzles
  - "S" - Straight, 1 nozzle
- ✓ Nozzle color coded for easy identification of the flow rate:
  - 5.5l/h Light green
  - 7.5l/h Silver Gray
  - 14.0l/h Sky Blue
  - Plug nozzle Orange
- ✓ Acid resistant (AA) raw materials, thus allowing the application chemicals to pass through the system. The system can be cleaned by application of suitable acid treatments
- ✓ Recommended filtration: 130mic. / 120mesh

\*Note: Filtration method shall be selected based on the type and concentration of the dirt particles contained in the water. Wherever sand exceeding 2ppm exists in the water, a Hydrocyclone shall be installed before the main filter. Wherever sand/ silt/ clay solids exceed 100ppm, pre-treatment shall be applied according to Netafim™ instructions

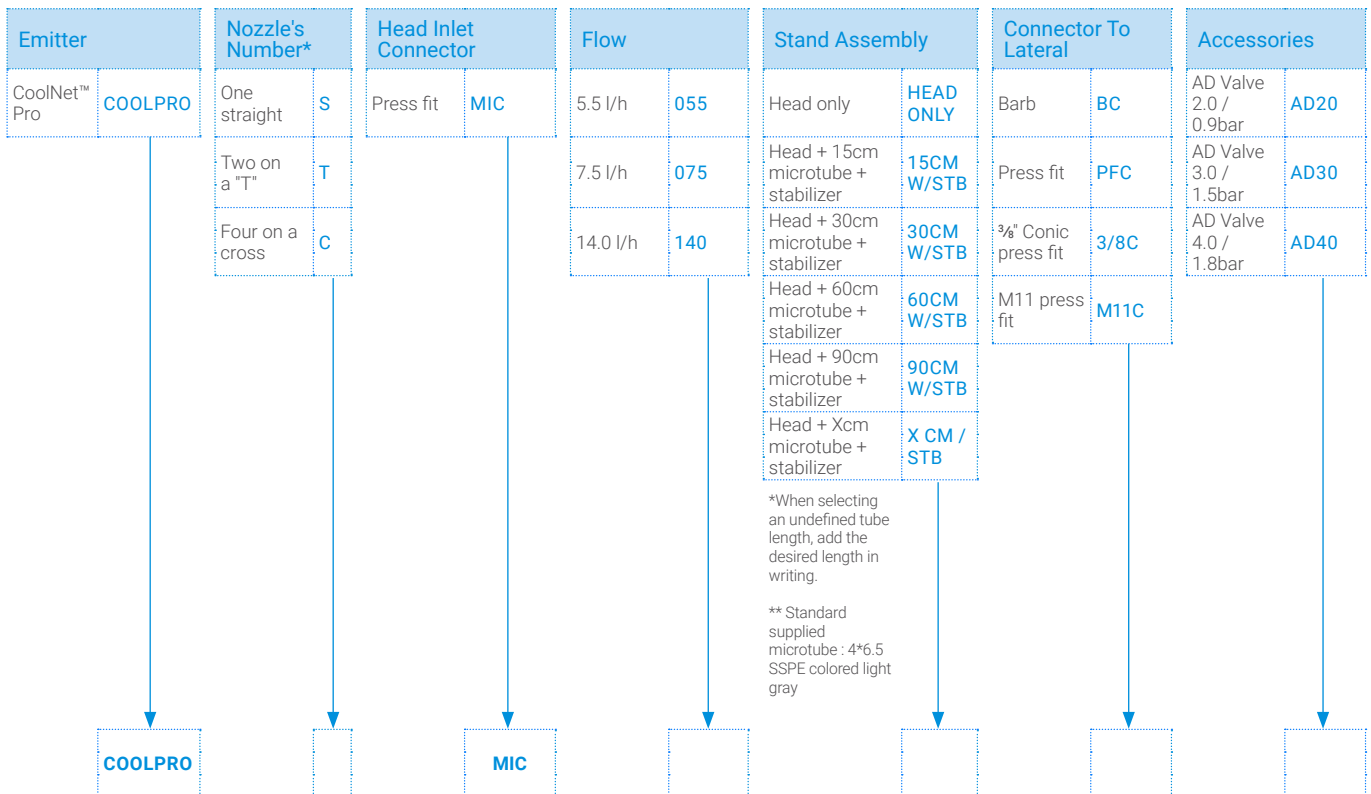
## → Technical Data

Model	Nozzle Code Color	Nozzle Size (mm)	Recommended Working Pressure (bar)	Constant K	Exponent X
055	Light green	0.51	4.0 to 5.0	1.03	0.45
075	Silver grey	0.61	4.0 to 5.0	1.40	0.45
140	Sky blue	0.88	4.0 to 5.0	2.66	0.45

## → Ordering Information

Flowchart to determine the desired product definition

**How to use:** To determine the desired product definition select one of every set of options displayed on the chart.






→ Packaging Data


CoolNet™ Pro	Quantity P/Box Units	Box Size (cm x cm x cm)	Box Weight (kg)	Boxes P/Pallet	Total Units P/Pallet	Pallet Weight (kg)
Head , cross unit with male conn	750	18 x 34 x 79	11.0	20	15,000	220
Complete stand (30cm) w/stabilizer & AD valve	125	28 x 28 x 57	8.4	32	4,000	269
Complete stand (60cm) w/stabilizer & AD valve	100	18 x 34 x 79	8.2	20	2,000	185
Head , T unit with male conn	1,000	28 x 28 x 57	14.8	32	32,000	474
Complete stand (30cm) w/stabilizer & AD valve	150	28 x 28 x 57	9.9	32	4,800	317
Complete stand (60cm) w/stabilizer & AD valve	100	18 x 34 x 79	8.2	20	2,000	173
Head , one outlet	5,000	18 x 34 x 79	21.5	20	100,000	430

→ CoolNet™ Pro Nozzles

CoolNet™ Pro Single



CoolNet™ Pro Tee



CoolNet™ Pro Cross



→ Cataog Numbers

Model	Head Only			Head + AD Valve 40		
	Single "S"	Tee "T"	Cross "C"	Single "S"	Tee "T"	Cross "C"
	1 Unit	1 Unit	1 Unit	1 Unit	1 Unit	1 Unit
055	63100-048600	63100-050000	63100-052000	63100-049420	63100-050010	63100-052200
075	63100-054000	63100-056300	63100-058300		63100-056330	63100-058500
140	63100-055900	63100-055950	63100-055980			63100-055985

→ **CoolNet™ Pro Assembly Stands Barb Connector**

**How to use:** Replace **X** with: model / **Y** with: microtube length

**BC** = Barb connector to lateral

	Flow Rate (l/h)	Single "S"	Tee "T"	Cross "C"
		Catalog Number	Catalog Number	Catalog Number
Tube Length: 15cm  Code Master COOLPRO UD MODEL <b>X</b> <b>Y</b> L/H 15 CM STABILIZER BC ADV 40  Example COOLPRO UD MODEL <b>S</b> <b>055</b> L/H 15 CM STABILIZER BC ADV 40	055	63100-049000	63100-050300	63100-052400
	075	63100-054300	63100-056700	63100-058900
	140			
Tube Length: 30cm  Code Master COOLPRO UD MODEL <b>X</b> <b>Y</b> L/H 30 CM STABILIZER BC ADV 40  Example COOLPRO UD MODEL <b>S</b> <b>055</b> L/H 30 CM STABILIZER BC ADV 40	055	63100-049400	63100-050700	63100-053100
	075	63100-055100	63100-057100	63100-059600
	140			
Tube Length: 60cm  Code Master COOLPRO UD MODEL <b>X</b> <b>Y</b> L/H 60 CM STABILIZER BC ADV 40  Example COOLPRO UD MODEL <b>S</b> <b>055</b> L/H 60 CM STABILIZER BC ADV 40	055			63100-053960
	075			63100-069960
	140			
Tube Length: 90cm  Code Master COOLPRO UD MODEL <b>X</b> <b>Y</b> L/H 90 CM STABILIZER BC ADV 40  Example COOLPRO UD MODEL <b>S</b> <b>055</b> L/H 90 CM STABILIZER BC ADV 40	055			63100-053980
	075			
	140			

- Missing catalog numbers available upon request

- Other stand combinations can be ordered based on the attached flowchart which can help determine the desired product requirement.

→ **CoolNet™ Pro Assembly Stands Press-Fit Connector**

**How to use:** Replace **X** with: model / **Y** with: microtube length

**PFC** = Press fit to lateral

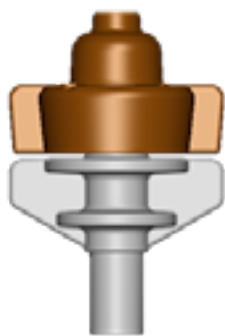
	Flow Rate (l/h)	Single "S"	Tee "T"	Cross "C"
		Catalog Number	Catalog Number	Catalog Number
Tube Length: 15cm  Code Master COOLPRO UD MODEL <b>X</b> <b>Y</b> L/H 15 CM STABILIZER PFC ADV 40  Example COOLPRO UD MODEL <b>T</b> <b>055</b> L/H 15 CM STABILIZER PFC ADV 40	055		63100-000002	63100-052700
	075	63100-054600		63100-059200
	140			63100-055990
Tube Length: 30cm  Code Master COOLPRO UD MODEL <b>X</b> <b>Y</b> L/H 30 CM STABILIZER PFC ADV 40  Example COOLPRO UD MODEL <b>T</b> <b>055</b> L/H 30 CM STABILIZER PFC ADV 40	055		63100-050900	63100-053500
	075	63100-055800	63100-057300	63100-060000
	140			63100-055991
Tube Length: 60cm  Code Master COOLPRO UD MODEL <b>X</b> <b>Y</b> L/H 60 CM STABILIZER PFC ADV 40  Example COOLPRO UD MODEL <b>T</b> <b>055</b> L/H 60 CM STABILIZER PFC ADV 40	055		63100-051100	63100-053965
	075			63100-070200
	140			
Tube Length: 90cm  Code Master COOLPRO UD MODEL <b>X</b> <b>Y</b> L/H 90 CM STABILIZER PFC ADV 40  Example COOLPRO UD MODEL <b>T</b> <b>055</b> L/H 90 CM STABILIZER PFC ADV 40	055			
	075			63100-071010
	140			

- Missing catalog numbers available upon request

- Other stand combinations can be ordered based on the attached flowchart which can help determine the desired product requirement.

# MistNet™

A gentle mister designed for under plant cooling and humidifying in greenhouses.



High cooling & humidification efficiency



Bridge-free micro-emitter



Long lasting performance

Applications



Upright cooling



Upright humidification

## / Benefits & Features

- **High cooling & humidification efficiency in upright installation below the plant**

MistNet™ has unique design for under canopy cooling and humidifying systems  
MistNet™ distribute micro sized droplets, at a relatively low pressure. It distribute an average droplet size of 120micron in 3.0bar
- **Keep your crop from drips damage**

Drip-less micro-emitter. MistNet™ Pro is designed as a bridgeless micro-emitter, preventing dripping
- **Durability and low maintenance**

High quality & resistant. Made of a highest quality material makes it durable and resistant to standard agrochemicals and nutrients and resistant to acid treatments  
The components are interchangeable. Flushing for maintenance can be done easily

# Specifications & Recommendations

- ✓ 2 different flow rates: 15, 25l/h
- ✓ Nominal flow rate at: 2.7bar
- ✓ Recommended pressure range: 2.5 - 5.0bar
- ✓ 1 types of inlet connector: press fit, male inlet
- ✓ 1 configuration: Straight, 1 nozzle
- ✓ Nozzle color coded for easy identification of the flow rate: 15l/h yellow, 25l/h brown
- ✓ Acid resistant (AA) raw materials, thus allowing the application chemicals to pass through the system. The system can be cleaned by application of suitable acid treatments
- ✓ Recommended filtration\*: 130mic. / 120mesh

\*Note: Filtration method shall be selected based on the type and concentration of the dirt particles contained in the water. Wherever sand exceeding 2ppm exists in the water, a Hydrocyclone shall be installed before the main filter. Wherever sand/ silt/ clay solids exceed 100ppm, pre-treatment shall be applied according to Netafim™ instructions

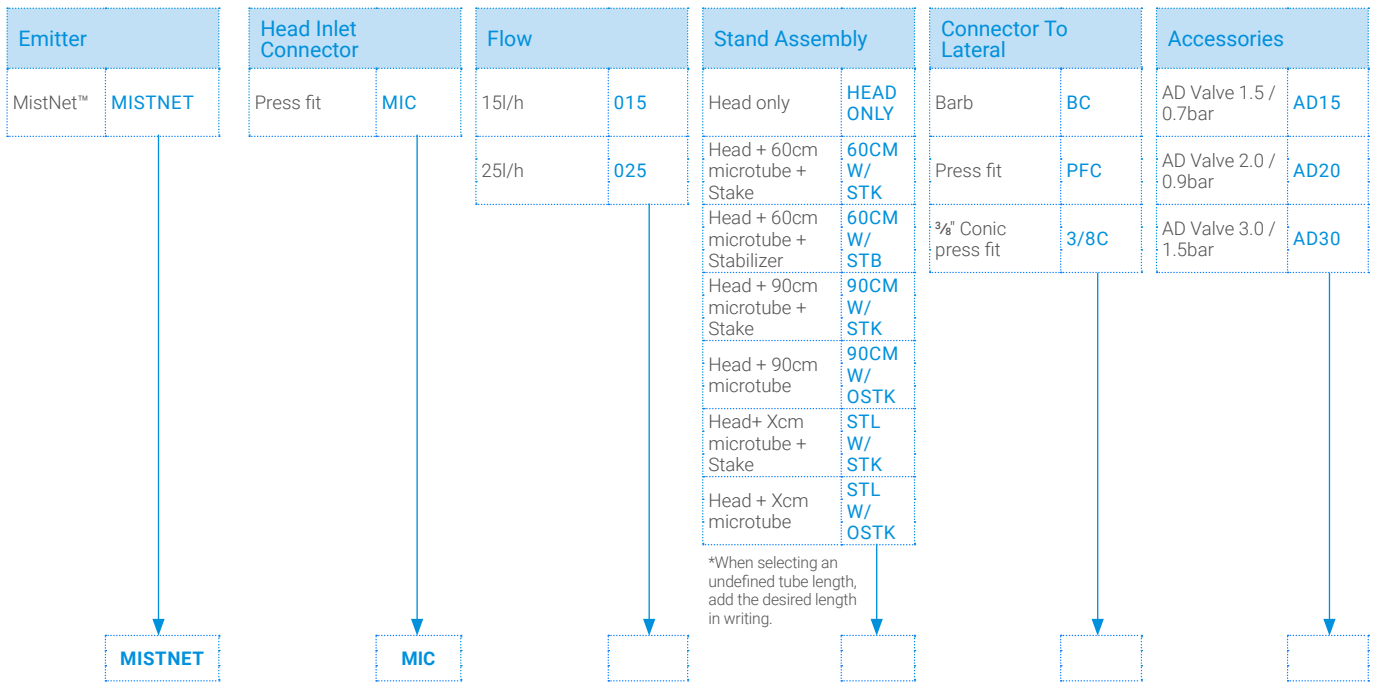
## → Technical Data

Model	Nozzle Code Color	Nozzle Size Diameter (mm)	Constant K	Exponent X	Recommended Working Pressure (bar)
015	Yellow	1.10	3.30	0.46	3.0
025	Brown	1.30	5.40	0.46	3.0

## → Ordering Information

Flowchart to determine the desired product definition

**How to use:** To determine the desired product definition select one of every set of options displayed on the chart.



## → Packaging Data

Mistnet™	Quantity P/Box Units	Box Size (cm x cm x cm)	Box Weight (kg)	Boxes P/Pallet	Total Units P/Pallet	Pallet Weight (kg)
Head only	4,500	18 x 34 x 79	19.5	20	90,000	390
Complete stand, 60cm tube w/stake	100	18 x 34 x 79	7.3	20	2,000	159
Complete stand, 60cm tube w/o stake	300	18 x 34 x 79	15.8	20	6,000	329
Complete stand, 90cm tube w/stake	150	28 x 27 x 113	6.8	16	2,400	193
Complete stand, 90cm tube w/o stake	300	28 x 27 x 113	13.8	16	4,800	221

## → MistNet™ Head Only (With Male Inlet Connector)

Model	Single "S"	Single "S" 100 Units/Bag
015	63100-040100	63100-040120
025	63100-040000	63100-040020

Missing catalog numbers available upon request

Other stand combinations can be ordered based on the attached flowchart which can help determine the desired product requirement







# / CoolNet™ Pro & MistNet™ Components

→ CoolNet™ Pro & MistNet™ Components


CoolNet™ Pro Cross Body

	Catalog Number
	63120-001700

CoolNet™ Pro "T" Body

	Catalog Number
	63120-001500


CoolNet™ Pro & MistNet™ "S" Body

	Catalog Number
	63120-001600


CoolNet™ Pro Nozzle

	5.5 Light green
	63120-003000
	7.5 Silver gray
	63120-003200
	14.0 Sky blue
	63120-003300


MistNet™ Nozzle

	15.0 Yellow
	63120-004000
	25.0 Brown
	63120-002500


CoolNet™ Pro Plugged Nozzle

	Orange
	63120-001850

CoolNet™ Pro & MistNet™ "O"-Ring

	Catalog Number
	63120-001050

CoolNet™ Pro & MistNet™ Diffuser

	Catalog Number
	63120-001800

Male/Male Connector

	Light gray
	63000-001450




# Micro-Sprinklers & Micro-Emitters Upside-Down Stands Complementary Accessories




For Protected Crops

→ Micro-Sprinklers & Micro-Emitters Upside-Down Stands Complementary Accessories


**AD Valve, Male/Female**

	Blue pin 1.5bar/0.7bar
	63000-002980
	Purple pin 2.0bar/0.9bar
	63000-003000
	Green pin 3.0bar/1.5bar
63000-003100	
Orange pin 4.0bar/1.8bar	
63000-003200	


**AD Valve , Barb/Barb**

	Blue pin 1.5bar/0.7bar
	63000-003303
	Purple pin 2.0bar/0.9bar
	63000-003305
	Green pin 3.0bar/1.5bar
63000-003310	
Orange pin 4.0bar/1.8bar	
63000-003315	


**AD Valve , 3/8" Conic Threaded/Barb**

	Blue pin 1.5bar/0.7bar
	63000-003250
	Purple pin 2.0bar/0.9bar
	63000-003230
	Green pin 3.0bar/1.5bar
63000-003270	
Orange pin 4.0bar/1.8bar	
63000-003290	

**AD Valve, 3/8" Conic Threaded /Barb + Assembly Finger Filter**

	Blue pin 1.5bar/0.7bar
	63000-003260
	Purple pin 2.0bar/0.9bar
	63000-003240
	Green pin 3.0bar/1.5bar
63000-003280	
Orange pin 4.0bar/1.8bar	
63000-003295	


**Barb/Male Connector**

	Gray
	63000-002060


**Barb/Barb Connector**

	Gray
	63000-001350


**Male/Male Connector**

	Gray
	63000-001450


**3/8" Conic Threaded/Female Connector**

	Gray
	63000-002120


**3/8" Conic Threaded/Female Connector + Assembly Finger Filter**

	Gray
	63000-002140

**Stabilizer**

	Catalog Number
	63000-002910


**Barb/Female Connector**

	Gray
	63000-001950


**"T" Female/Female/Female**

	Gray
	63000-000910


**1/4" UNF Male Threaded, Pressure Measuring Point**

	Product Description
	1/4" UNF Male Threaded, Pressure Measuring Point On A PVC Pipe, Drill: 5.2mm Screw-Tap: 128-4/ UNF
	Catalog Number
63000-002700	


**1/8" BSP Male Threaded, Pressure Measuring Point**

	Product Description
	1/8" BSP Male Threaded, Pressure Measuring Point. On A PVC Pipe, Drill: 8.5mm Screw-Tap: 1/8-28 BSP
	Catalog Number
63000-002750	


**Barbed Pressure Measuring Point**

	Catalog Number
	63000-002800


**M11 Threaded/Female Connector + Assembly Finger Filter**

	Gray
	63000-002180


**M11 Threaded/Female Connector**

	Gray
	63000-002170

**Screen Filter Connector**

	Catalog Number
	63000-003400

**Finger Filter**

	<b>Catalog Number</b>
	63000-001060

**Barb/Flat Female Connector**

	<b>Catalog Number</b>
	63000-002450


**Plug**

	<b>Blue</b>
	63000-002400

**Male/Male Adapter To "Dan" Stands**

	<b>Blue</b>
	63000-002600

**Female/Female Adapter To "Dan" Stands**

	<b>Blue</b>
	63000-002510



# Pulsar™ + CoolNet™ Pro Head

Pressure Compensated emitter for cooling and humidification in upside down installation.



Pressure compensated



Simple operation

Applications



Air cooling in greenhouses



Increase relative humidity in greenhouses

## / Benefits & Features

- **Simple operation**

Pulsar™ + CoolNet™ Pro design to provide several pulses per minute, according to the selected flow rate, ensure continuous water distribution over a large area in full coverage
- **Pressure compensated**

Pulsar™ + CoolNet™ Pro is a pressure compensated device with static micro-emitter ensures equal amounts of water are delivered over a pressure range, with high uniformity of water distribution along the laterals. It consists of a Pressure Compensated dripper, a micro tube, a Pulsar chamber with an air bag inside, an Anti Drain valve and CoolNet™ Pro head
- **Easy installation & maintenance**

Pulsar™ + CoolNet™ Pro is designed for upside-down installation  
The product is modular and can be disassembled easily for maintenance  
The product is made of plastic materials resistant to standard nutrients used in agricultural

# Specifications & Recommendations

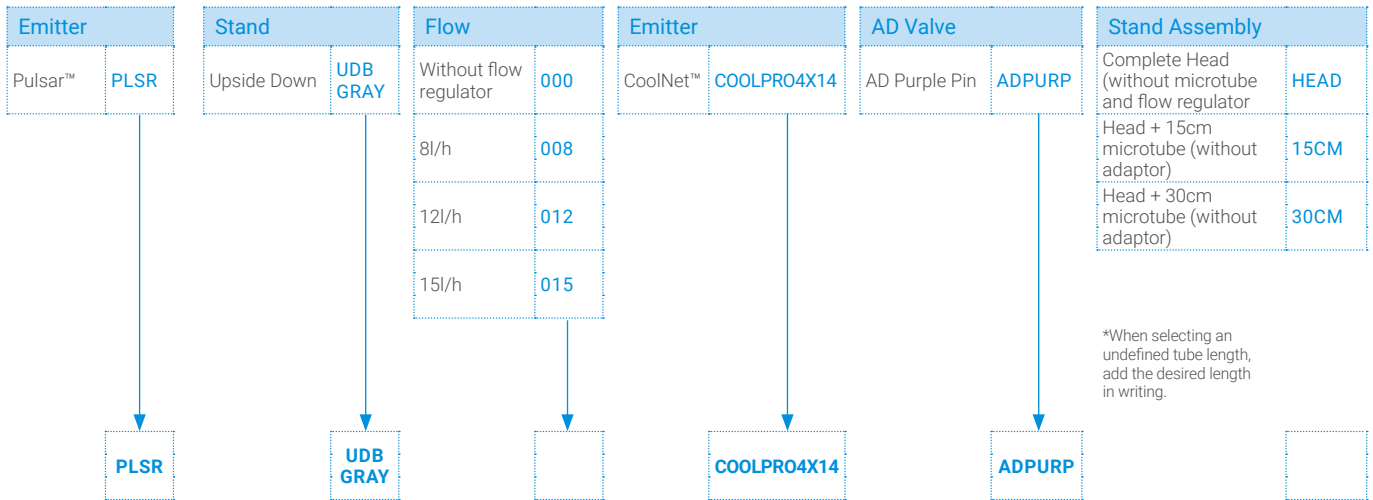
- ✔ 3 different flow rates: 8, 12, 15l/h
- ✔ Minimum pressure at the AD valve: 3.5 bar for anti drain Valve with purple pin
- ✔ Locking clip for physical lock or double lock in between the Pulsar body to the AD valve
- ✔ Pressure regulation range: 3.5-4.0 micro-emitter type: CoolNet™ Pro 14.0x4 cross model
- ✔ Pulse operation: The pulse on-time and off-time is depended on the dripper flow rate and can't be contolled by system controller as done with standalone CoolNet™ Pro
- ✔ Installation recommendations:
  - 3.0x3.0m rectangular pattern, as high as possible, all the emitters at the same level
  - Upside down installation
- ✔ Color code:
  - CoolNet Pro nozzle color code: 4x14.0 Sky blue
  - PCJ Dripper: colored coded according to the flow rate: 8l/h green, 12l/h fuchsia, 15l/h black
- ✔ Note: to assure proper operation of the pulsar in upside-down installation, verify that the hydraulic system includes air release valves. According to Netafim expert team's instructions
- ✔ Recommended filtration\*: 130mic. / 120mesh

\*Note: Filtration method shall be selected based on the type and concentration of the dirt particles contained in the water. Wherever sand exceeding 2ppm exists in the water, a Hydrocyclone shall be installed before the main filter. Wherever sand/ silt/ clay solids exceed 100ppm, pre-treatment shall be applied according to Netafim™ instructions

## → Ordering Information

Flowchart to determine the desired product definition

**How to use:** To determine the desired product definition select one of every set of options displayed on the chart.



## → Description And Catalog Number Sample

**PLSR UDB GRAY 008 COOLPRO4X14 ADPURP 15CM**

**Catalog Number: 63700-004300**

**Product components:** Pulsar™, Flow regulator 8.0l/h, 15cm gray microtube, tube with barb inlet connector, AD valve with purple pin, CoolNet™ Pro head.

## → Packaging Data

Pulsar™	Quantity P/Box Units	Box Size (cm x cm x cm)	Box Weight (kg)	Boxes P/Pallet	Total Units P/Pallet	Pallet Weight (kg)
Complete ud stand (30cm)	100	28 x 27 x 113	7.6	16	1,600	122

# Pulsar™ + VibroNet™ Head

Pressure Compensated emitter for irrigation of germination table in upside down installation.



Water efficiency



Pressure compensated



Easy installation

Applications



Upside down germination in pulses

## / Benefits & Features

### → Water efficiency

Pulsar™ + VibroNet™ design to provide several pulses per minute, according to the selected flow rate, ensure continuous pulse-irrigation over a large area in full coverage with gentle droplets to increase germination efficiency

Pulsar™ + VibroNet™ Pro is a pressure compensated device with static micro-emitter ensures equal amounts of water are delivered over a pressure range, with high uniformity of water distribution along the laterals. It consists of a pressure compensated dripper, a micro tube, a Pulsar™ chamber with an air bag inside, an anti-drain valve and VibroNet™ head

### → Easy installation

Pulsar™ + VibroNet™ is designed for upside-down installation

### → Long-lasting performance

The product is made of plastic materials resistant to standard nutrients used in agricultural



# PC Spray Stakes

Pressure-compensated Spray Stake for efficient watering of potted plants and nursery containers.



Uniform water and fertilizers distribution



Multiple options



Secure shut-off with CNL mechanism

Applications



Irrigation of potted plants and nursery containers

## / Benefits & Features

- **Uniform water and fertilizers distribution** The PC Spray Stake is designed to achieve efficient wetting pattern of the of the soil mix. The spray pattern is angled downward to keep the spray on the soil within the pot wall. It can be supplied as pre-assembled unit, which consists of a pressure-compensated dripper (PCJ), a 3x5 micro tube, elbow adapter and Spray Stake
- **Uniform wetting pattern over the entire surface** The PC Spray Stake is assembled with a PCJ dripper to ensure every pot in the entire system receives exactly the same amount of water
- **Secured anti-drain CNL mechanism** PC Spray Stake can be assembled with PCJ with CNL feature. At the end of irrigation cycle, in a certain shut-off pressure, the CNL mechanism prevents the system from draining and the pipes remain full of water and ready for the next irrigation cycle
- **Multiple options** The Spray Stake is designed for two spray patterns: single side or two sides, adaptable to suit every substrate surface or container
- **Simple, secure shut-off** PC Spray Stake is designed also with special side-blocked option. This option allows the user to connect the nipple and the microtube to the side-blocked option, in order to close-off the Spray Stake flow



# Specifications & Recommendations

- ✔ Suitable for different PCJ flow rates: 12, 20, 25, 30, 35, 40l/h
- ✔ Recommended pressure range: 1.5-4.0bar (1.8-4.0bar in the 40l/h model)
- ✔ 2 types of spray pattern: Single-one side, Double-two sides
- ✔ Stakes color coded for easy identification of the flow rate
- ✔ Made of UV-protected materials, durable to all climate conditions and nutrients injected in agricultural applications.
- ✔ Recommended filtration\*: 130 micron / 120 mesh

\*Note: Filtration method shall be selected based on the type and concentration of the dirt particles contained in the water. Wherever sand exceeding 2ppm exists in the water, a Hydrocyclone shall be installed before the main filter. Wherever sand/ silt/ clay solids exceed 100ppm, pre-treatment shall be applied according to Netafim™ instructions

## → Technical Data

Suitable Dripper Flow Rate (l/h)	Spray Stake Color Code	Spray Pattern Type	Average Wetted Radius For Each Side (m)*	Flow Regulator Code Color
12	Fuchsia	One side	0.22-0.25	Fuchsia + Black
20	Gray	One side	0.22-0.25	Orange + Black
20	Light gray	Two sides	0.22-0.25	Orange + Black
25	Gray	One side	0.22-0.25	Orange + Light Gray
25	Light gray	Two sides	0.22-0.25	Orange + Light Gray
30	Brown	One side	0.22-0.25	Orange + Brown
30	light brown	Two sides	0.22-0.25	Orange + Brown
35	Blue	One side	0.22-0.25	Orange + Light Blue
35	Light blue	Two sides	0.22-0.25	Orange + Light Blue
40	Blue	One side	0.22-0.25	Orange + Blue
40	Light blue	Two sides	0.22-0.25	Orange + Blue

## → Packaging Data

\* Within pressure range 1.5-4.0bar (1.8-4.0bar in the 40l/h model)

Quantity P/Box (Units)	Box Size (cm x cm x cm)	Box Weight (kg)	Boxes P/Pallet
500	27 x 28 x 113	9.5	16

## → Catalog Numbers

Color Code	Description	Spray Pattern Type	1 Unit	50 Units / Bag
Fuchsia	PC SPRAY STAKE FUCHSIA ONE SIDE A	One side	22500-002000	22500-002030
Gray	PC SPRAY STAKE DARK GRAY ONE SIDE B	One side	22500-002100	22500-002130
Light gray	PC SPRAY STAKE LIGTH GRAY TWO SIDE C	Two sides	22500-002200	22500-002230
Blue	PC SPRAY STAKE BLUE ONE SIDE D	One side	22500-002400	22500-002420
light blue	PC SPRAY STAKE LIGHT BLUE TWO SIDE E	Two sides	22500-002650	22500-002670
Brown	PC SPRAY STAKE BROWN ONE SIDE F	One side	22500-002720	22500-002740
light brown	PC SPRAY STAKE LIGHT BROWN TWO SIDE G	Two sides	22500-003000	22500-003100

## → PC Spray Stakes Assembly Stands

PCJ Model	Pc Spray Stake Color Code	Spray Pattern Type	With PCJ-CNL Dripper In Different Flow Rates, 100cm 3x5 Microtube And Elbow Adapter	With PCJ-CNL Dripper In Different Flow Rates, 100cm 3x5 Microtube And Elbow Adapter
			Catalog Number For 1 Unit	
12l/h	Fuchsia	One side	40200-035100	40200-036000
20l/h	Gray	One side	40200-035200	40200-036100
20l/h	Light gray	Two sides	40200-035300	40200-036200
25l/h	Gray	One side	40200-035400	40200-036300
25l/h	Light gray	Two sides	40200-035500	40200-036400
30l/h	Brown	One side	40200-037200	40200-038500
30l/h	Light brown	Two sides	40200-037300	40200-038600
35l/h	Blue	One side	40200-037600	40200-038700
35l/h	Light blue	Two sides	40200-037700	40200-038800
40l/h	Blue	One side	40200-037800	40200-038900
40l/h	Light blue	Two sides	40200-037900	40200-039000

# Non-PC Spray Stakes

Non-pressure compensated Spray Stakes for simple watering of potted plants and nursery containers.



Uniform water and fertilizers distribution



Multiple flow options



Simple, secure shut-off

Applications



Irrigation of potted plants and nursery containers

## / Benefits & Features

- **Uniform water and fertilizers distribution** The Spray Stake is designed to achieve efficient wetting pattern of the of the soil mix. It has spray direction indicator for faster and accurate installations
- **Simple, secure shut-off** The Spray Stake is designed with special side-blocked option to allow the user to connect the microtube to the side-blocked option, in order to close-off the Spray Stake flow
- **Multiple options** The Spray Stake is designed to provide a variety of flow rates
- **Option for uniform wetting pattern over the entire surface** The Spray Stake can be assembled with a PC dripper (a pressure compensated dripper), to add a pressure compensation mechanism and anti-drain functionality

# Specifications & Recommendations

- ✓ Flow rates: 12, 17, 22l/h
- ✓ Maximum operation pressure range: 3.0bar
- ✓ Stakes color coded for easy identification of the flow rate
- ✓ Made of UV-protected materials, durable to all climate conditions and nutrients injected in agricultural applications
- ✓ Container size recommendations:
  - 12l/h Yellow Spray Stake 20liter container
  - 20l/h Green Spray Stake 40liter container
  - 22l/h Black Spray Stake 120liter container
- ✓ To be assembled with 3x5 PE microtube
- ✓ Recommended filtration\*: 130 micron / 120 mesh

\*Note: Filtration method shall be selected based on the type and concentration of the dirt particles contained in the water. Wherever sand exceeding 2ppm exists in the water, a Hydrocyclone shall be installed before the main filter. Wherever sand/ silt/ clay solids exceed 100ppm, pre-treatment shall be applied according to Netafim™ instructions

## → Technical Data

Maximum Working Pressure (bar)	Nominal Flow Rate (l/h)*	Water Passages Dimensions**			Constant K	Exponent X
		Width (mm)	Depth (mm)	Length (mm)		
2.0	12.0	1.04	0.73	10.50	3.795	0.50
	17.0	1.34	1.05	10.50	5.376	0.50
	22.0	1.57	1.30	10.50	6.957	0.50

\* At 1.0bar pressure

\*\*The Spray Stake water passages has a triangular shape

## → Packaging Data


Stake Model	Nominal Flow (l/h)	Quantity Units	Dimensions (cm x cm x cm)	Box Weight (kg)
Yellow	12	2000	28 x 28 x 57	5.5
Green	17	2000	28 x 28 x 57	5.5
Black	22	2000	28 x 28 x 57	5.5

## → Catalog Numbers


Stake Model	Model	1 Unit
Yellow	12	22500-001000
Green	17	22500-001100
Black	22	22500-001200

## → Spray Stakes Accessories

### Butterfly Stopper

	1 Unit	22500-001300
	100 / Bag	22500-001330

### Extension Unit

	1 Unit	22500-001400
	50 / Bag	22500-001420



# / Flexible Pipes














→ FlexNet™ / FlexNet™ HP Catalog Numbers

Diameter	Distance Between Outlets (m)	FlexNet™ HP	FlexNet™
		Coil Length 100meter	Coil Length 100meter
2"/51mm	5.0	43000-007240	43002-000760
3"/78mm		43000-010225	
		<b>Coil Length 96meter</b>	<b>Coil Length 102meter</b>
2"/51mm	6.0	43000-010250	43002-000765
3"/78mm		43000-010250	43002-002162
		<b>Coil Length 98meter</b>	<b>Coil Length 98meter</b>
2"/51mm	7.0	43000-007252	43002-000770
3"/78mm		43000-010270	
		<b>Coil Length 96meter</b>	<b>Coil Length 96meter</b>
2"/51mm	8.0	43000-007275	43002-000775
3"/78mm		43000-010285	
		<b>Coil Length 99meter</b>	<b>Coil Length 99meter</b>
2"/51mm	9.0	43000-007288	43002-000780
3"/78mm		43000-010320	
		<b>Coil Length 100meter</b>	<b>Coil Length 100meter</b>
2"/51mm	10.0	43000-007360	43002-001000
3"/78mm		43000-010300	
		<b>Coil Length 96meter</b>	<b>Coil Length 96meter</b>
2"/51mm	12.0	43000-007419	43002-001012
3"/78mm		43000-010320	43002-002152
		<b>Coil Length 108meter</b>	
2"/51mm	14.0	43000-010570	
3"/78mm		43000-010570	
		<b>Coil Length 108meter</b>	
2"/51mm	18.0	43000-010590	
3"/78mm		43000-010590	

Missing catalog numbers available upon request





Different coil lengths achieve the need to supply at the beginning and the end of the coil "half" the distance between outlets


→ FlexNet™ Accessories For Sprinklers System

Product Picture	Product Description	Catalog Number
	FEMALE PRESS FIT CONN. + 1.2 METER 9*12 TUBE + BARB/MALE F&S CONNECTION  These 3 products are supplied assembled, and as separate products in the same box: flat female/1/2" male threaded s&f conn. + Stake adapter that fits a 6 mm rod	64020-006150
	IMP SPR STAND 9*12 120CM W/O STK F&S FLX	64520-004910
	SPR STAND QUICK CONN MALE/BARB 12+"O" RING	65080-005060
	SPR STAND FTN F&S CONN FEMALE/ ½" MTH	65080-005210
	SPR STAND F&S CONN LOCKING SLEEVE 12	65080-005090
	MEGA-BASE	64520-002480
	MEGA-SUPPORTING ARM	64520-002485
	MEGA-RISER ½" 0.4 METER LENGTH ½" MALE THREADED - ½" FEMALE THREADED	64520-002490
	METAL ROD, 6 MM DIAMETER, 100 CM LENGTH	65080-001100
	METAL ROD, 6 MM DIAMETER, 120 CM LENGTH	65080-001200
	METAL ROD, 8 MM DIAMETER, 100 CM LENGTH	65080-001600
	METAL ROD, 8 MM DIAMETER, 120 CM LENGTH	65080-001700

\* For more information please see Netafim™ Micro Sprinklers, Micro Emitters & Sprinklers catalogue

→ NetaStand™ Catalog Numbers

Product Illustration	Description	Catalog Number
<b>Base</b>		
	BASE NETASTAND™ FEMALE THREAD 1/2"-24/CAR: BASE FOR 1/2" RISER <b>Order by box:</b> 1 box contain 24 units	60101-000900
	BASE NETASTAND™ FEMALE THREAD 3/4" 24/CAR: BASE FOR 3/4" RISER. <b>Order by box:</b> 1 box contain 24 units	60101-000901
<b>Riser</b>		
	MEGA-RISER 1/2"-0.4MLENGTH - 1/2" MTH - 1/2" FTH	64520-002490
	PLASTIC RISER 3/4" MALE FEMALE THREAD 40CM COMPLETE	60101-000650
<b>Pre-Cut FlexNet™ With Adapters</b>		
	NETASTAND™ 9M FXN HPPP 2" W/ 2"CONC 4 SETS/BOX	60101-000960
	NETASTAND™ 10M FXN HPPP 2" W/ 2"CONC 4 SETS/BOX	60101-000961
	NETASTAND™ 12M FXN HPPP 2" W/ 2"CONC 4 SETS/BOX	60101-000962
	NETASTAND™ 15M FXN HPPP 3" W/ 3"CONC 4 SETS/BOX	60101-000963
	NETASTAND™ 9M FXN HPPP 2" W/ 2"CONC 120 SETS/PALLET	60101-000964
	NETASTAND™ 10M FXN HPPP 2" W/2"CONC 120 SETS/PALLET	60101-000965
	NETASTAND™ 12M FXN HPPP 2" W/2"CONC 120 SETS/PALLET	60101-000966
	NETASTAND™ 15M FXN HPPP 3" W/3"CONC 70 SETS/PALLET	60101-000967




# / Microtubes & Tubes Complementary Accessories

→ Microtubes And Tubes, Complementary Accessories


**SPE 6x8mm Black Microtube**

	100m Coil
	40000-006510
	200m Coil
	40000-006560
	500m Coil
	40000-006580

**SPE 9x11mm Black Microtube**

	100m Coil
	40000-007510
	200m Coil
	500m Coil
	40000-007550

**Spe 9x12mm Black Microtube**

	100m Coil
	40000-005530
	200m Coil
	500m Coil

**PE 16mm Black Pipe (13.2mm ID - 1.4mm WT)**

	200m Coil
	40500-001490

**SPE 4x6.5mm Black Microtube Coils**

	200m Coil
	40000-004800
	500m Coil
	40000-004900


**SPE 4x6.5mm Gray Microtube Coils**

	200m Coil
	40000-004850
	500m Coil
	40000-004950

**SPE 6x8 mm Black Microtube Pieces**

	60cm Length
	40000-006160
	100cm Length
	40000-006210
	120cm Length
	40000-006260
	150cm Length
40000-006310	
	150cm Length
	40000-006360


**SPE 9x11mm Black Microtube Pieces**

	60cm Length
	40000-007001
	90cm Length
	40000-007050
	120cm Length
	40000-007080
	150cm Length
40000-007110	


**SPE 9x12mm Black Microtube Pieces**

	60cm Length
	40000-005460
	90cm Length
	40000-005480
	100cm Length
	40000-005490
	120cm Length
	40000-005510
	150cm Length
40000-005520	
	200cm Length
	40000-005525


**PE 16mm Black Pipe (13.2mm ID - 1.4mm WT) Pieces**

	120cm Length
	40500-001480

**SPE 4x6.5mm Black Microtube Pieces**

	30cm Length
	40000-005040
	40cm Length
	40001-003440
	60cm Length
	40000-005100
	75cm Length
	40001-003460
	90cm Length
	40000-005170
120cm Length	
40000-005260	
	150cm Length
	40000-005340

**SSPE 4x6.5mm Gray Microtube Pieces**


	15cm Length
	40000-005020
	30cm Length
	40000-005070
	46cm Length
	40001-003400
	60cm Length
	40000-005120
	75cm Length
	40001-003420
	90cm Length
	40000-005190
	120cm Length
40000-005280	
	150cm Length
	40000-005360



**SPE 4x6.5mm Black Microtube Pieces + Barb Connector**

	<b>30cm Length</b>
	63000-004100
	<b>46cm Length</b>
	63000-004500
	<b>60cm Length</b>
	63000-005900
	<b>75cm Length</b>
	63000-006500
	<b>90cm Length</b>
	63000-007200
	<b>120cm Length</b>
	63000-008400
	<b>150cm Length</b>
	63000-009000

**SPE 4x6.5mm Black Microtube Pieces + Barb Connector + Female Connector**

	<b>30cm Length</b>
	63000-004000
	<b>46cm Length</b>
	63000-004400
	<b>60cm Length</b>
	63000-005800
	<b>75cm Length</b>
	63000-006400
	<b>90cm Length</b>
	63000-007100
	<b>120cm Length</b>
	63000-008300
	<b>150cm Length</b>
	63000-008900


**SPE 4x6.5mm Black Microtube Pieces + Male Connector + Female Connector**

	<b>30cm Length</b>
	63000-003700
	<b>46cm Length</b>
	63000-004200
	<b>60cm Length</b>
	63000-005500
	<b>75cm Length</b>
	63000-006100
	<b>90cm Length</b>
	63000-006800
	<b>120cm Length</b>
	63000-008000
	<b>150cm Length</b>
	63000-008600


**SPE 4x6.5mm Black Microtube Pieces + Male Connector**

	<b>30cm Length</b>
	63000-003600
	<b>46cm Length</b>
	63000-005200
	<b>60cm Length</b>
	63000-005400
	<b>75cm Length</b>
	63000-006000
	<b>90cm Length</b>
	63000-006700
	<b>120cm Length</b>
	63000-007900
	<b>150cm Length</b>
	63000-008500

**SSPE 4x6.5mm Gray Microtube Pieces + Barb Connector + Female Connector + Assembly Stabilizer**

	<b>15cm Length</b>
	63000-003570
	<b>30cm Length</b>
	63000-004060
	<b>46cm Length</b>
	63000-004450
	<b>60cm Length</b>
	63000-005860
	<b>75cm Length</b>
	63000-006450
	<b>90cm Length</b>
	63000-007160
	<b>120cm Length</b>
	63000-008350
	<b>150cm Length</b>
	63000-008950

**SSPE 4x6.5mm Gray Microtube Pieces + Male Connector + Female Connector + Assembly Stabilizer**


	<b>15cm Length</b>
	63000-003550
	<b>30cm Length</b>
	63000-003820
	<b>46cm Length</b>
	63000-004320
	<b>60cm Length</b>
	63000-005620
	<b>75cm Length</b>
	63000-006220
	<b>90cm Length</b>
	63000-006920
	<b>120cm Length</b>
	63000-008120
	<b>150cm Length</b>
	63000-008720




# / Tools

→ Tools


Punch 3mm

	Catalog Number
	45000-001000


Punch 8mm

	Catalog Number
	45000-001400

Spiral Punch 3mm For 12 To 32mm Pipe Diameter

	Catalog Number
	45000-001630

Punch 3mm + Inserter

	Catalog Number
	45000-001320


Punch 8mm + Inserter

	Catalog Number
	45000-001450


Screw Punch 8mm

	Catalog Number
	45000-002400

Punch 3mm For 16 And 20mm Pipe Diameter

	Catalog Number
	45000-001600

Connectors And Fittings Inserter

	Catalog Number
	45000-002270



[www.netafim.com](http://www.netafim.com)